

PARLE TILAK VIDYALAYA ASSOCIATION

PTVA's Institute of Management

SIGNIFICANT ACCOUNTING POLICIES

1. BASIS OF ACCOUNTING

The financial statements are prepared under the historical cost convention, on CASH basis of accounting and in accordance with accounting principles generally accepted in India and comply with Accounting Standards issued by the Institute of Chartered Accountants of India (ICAI).

2. RECOGNITION OF INCOME/EXPENDITURE

The Institute generally follows cash system of accounting and recognizes significant items of Income and Expenditure on cash basis. Tuition Fees, Development Fees and other fees are apportioned over the academic year. The net surplus or deficit is incorporated in the Income & Expenditure Account of the Parle Tilak Vidyalaya Association Trust in the same year.

3. BASIS OF APPORTIONMENT OF EXPENSES:

i) Direct Expenses:


PTVA's Institute of Management runs full time course, Master of Management Studies (MMS) and Part Time courses. The expenses exclusively spent on either of the above courses and directly attributable have been charged to that particular course.

ii) Common Expenses:

- a. The students of MMS courses are on the premise, nearly all the time of the week. Consequently, they demand far greater attention and monitoring from the faculties, in terms of interaction, assessment and activities. As opposed to this, the faculties have minimum contact time with the part time students. Being employed elsewhere, they seldom spend any time on the premise, except for lectures. Hence, of the expenditure spent on the faculty, and salaries of admin staff, 92.5% is allocated to the MMS course and balance to part time.
- b. Remaining common expenses have been apportioned on the basis of the revenue earned by the institute from the respective streams. Since the proportion of revenue from the part time course is approximately 13% as opposed to 87% of the MMS course, this basis has been taken for segregating the expenses.





Director
PTVA's Institute of Management
Chitrakar Ketkar Marg,
Behind M. L. Dahanukar College, 
Vile Parle (E), Mumbai - 400 057.



4. **FIXED ASSETS**

Fixed assets are capitalized in the year of purchase or completion and are stated at the cost of acquisition less Depreciation.

5. **DEPRECIATION**

Depreciation on the assets is provided at the following rates on Straight line Basis.

Building	2.5%
Computer	25 %
Furniture & Fixtures	10 %
Books	25 %
Equipment	10 %
Intangible Assets	25%

6. **INVESTMENTS:**

Investments are stated at Cost plus income due.

7. Figures in respect of previous years have been regrouped wherever necessary.

Place : Mumbai
Date: 11/10/2020




Dr. Harish Kumar S. Purohit
Director

SPHF
- 2020-21



Director
PTVA's Institute of Management
Chitrakar Ketkar Marg,
Behind M. L. Dahanukar College,
Vile Parle (E), Mumbai - 400 057.

SPHF
- 2020-21

PARLE TILAK VIDYALAYA ASSOCIATION

PTVA'S INSTITUTE OF MANAGEMENT

INCOME AND EXPENDITURE ACCOUNT FOR THE YEAR ENDED 31ST MARCH 2020

2018-19 ₹	EXPENDITURE	Sch	2019-20 ₹	2018-19 ₹	INCOME	Sch	2019-20 ₹
	MMS Course						
173,21,833	Remuneration to Faculty & others	6	210,50,279	-	Tuition fees		
7,65,540	Affiliation / Statutory Fees		2,33,100	231,66,802	Received from Students		225,37,130
13,49,325	Rem. to Visiting faculty and others	7	9,93,350	100,25,090	Received from Government (Social Welfare Department)		95,72,341
1,52,555	Administrative Expenses	8	1,26,858		Development fees		
16,81,787	Annual Maintenance Contract	9	9,99,097	28,96,428	Received from Students		28,22,913
4,00,328	Student's Development Expenditure	10	3,62,788	2,94,552	Received from Government (Social Welfare Department)		3,33,553
6,16,367	General expenses	11	6,18,009	25,091	Fee Others (Previous Years)		72,647
2,71,988	Miscellaneous Exp	12	3,13,751				
60,987	Conference and Seminar		61,924	364,07,963			353,38,584
1,22,753	Examination Expenses		65,177				
55,86,234	Repairs & Maintenance		19,46,515	94,562	Bank Interest		6,41,196
24,603	Brochure		7,649	2,38,935	Miscellaneous Income	13	3,12,231
2,24,404	Advertisement		1,53,353	3,33,497			9,53,427
6,10,972	Library Expenses		3,16,281				
63,436	Computer Peripherals		79,474				
25,665	Audit Fees		25,665	(3,02,203)	3 yrs Part time Prog Surplus	14	4,27,388
21,68,915	Electricity		22,36,808	(3,02,203)			4,27,388
23,257	ISO Audit		12,476				
1,83,765	Printing & Stationery		1,47,431				
3,01,733	NAAC Accreditation		5,05,496				
42,427	Placement Expenses		2,01,123				
11,919	Research Activities		3,98,835				
39,722	Development Expenses		1,22,514				
5,133	Membership fees - professional org.		5,646				
-	MBA in Innovation, Entrepreneurship & Venture Devp.		2,05,000				
-	Research Centre Proposal Fees (Ph.D.)		2,50,000				
-	Saksham Project		5,775				
-	Softwares		1,67,433				
32,91,164	Depreciation		18,87,488				
10,80,000	Usage charges paid to PTVA		10,80,000				
6,45,803	Security Expenses		7,14,359	22,43,229	Excess of Expenditure over income		4,30,612
371,54,615			352,94,154				
15,27,871	COEI	15	18,55,857				
386,82,486	Total		371,50,011	386,82,486	Total		371,50,011

As per our Report of even date
For B.K.Khare & Co.
Chartered Accountants

Rahalkar

(Shirish Rahalkar) M.N.111212
Partner
Firm Reg.No. 105102W
Mumbai Dated : 11/10/2020



Dr. Harish Kumar S. Purohit

Dr. Harish Kumar S. Purohit
Director
Mumbai Dated : 11/10/2020

Harish Purohit



PARLE TILAK VIDYALAYA ASSOCIATION

PTVA'S INSTITUTE OF MANAGEMENT

BALANCE SHEET AS AT 31ST MARCH 2020

As at 31.03.2019 ₹	Liabilities	Sch	As at 31.03.2020 ₹	As at 31.03.2019 ₹	Assets	Sch	As at 31.03.2020 ₹
206,19,316	Parle Tilak Vidyalyaya Association Opening Balance		222,32,533		Fixed Assets	1	
38,56,446	Add: received during the year		50,00,000	570,54,808	PTVAIM		
-	Add: Payable towards rent & Interest		11,04,045		Gross Block		572,47,608
244,75,762			283,36,578	391,87,181	less : depreciation		413,56,708
22,43,229	less: deficit during the year		4,30,612	178,67,627	Net Block		158,90,900
222,32,533	Closing Balance		279,05,966		COEI		
				49,90,414	Gross Block		52,02,514
13,91,375	Caution Money / Deposits from Students	3	14,74,875	2,03,137	less : depreciation		6,40,487
				47,87,277	Net Block		45,62,027
	Current Liabilities				Investments	2	91,36,245
2,96,633	Duties & Taxes	4	2,48,176	8,60,239			
6,83,739	Sundry Creditors	5	4,01,563		Current Assets		
9,815	Fees payable to students		1,39,873		Deposits		1,200
90,958	Fees payable to University		1,75,767		Receivable from University		5,581
20,000	Advance fee received		87,099		Cash Balance		17,845
9,717	Other Liabilities		5,825	38,662	Bank Balance		8,25,346
11,10,862			10,58,303	11,80,965			8,49,972
				12,19,627			
247,34,770	Total		304,39,144	247,34,770	Total		304,39,144

As per our Report of even date
For B.K.Khare & Co.
Chartered Accountants

Rahalkar



Dr. Harish Kumar S. Purohit

Dr. Harish Kumar S. Purohit
Director
Mumbai Dated : 11/10/2020



(Shri) Rahalkar) M.N.111212
Partner
Firm Reg.No. 105102W
Mumbai Dated : 11/10/2020

smf

PTVA's Institute of Management

Schedule 1

Fixed Assets

PTVAIM

Particulars	Rate of depn	Gross Block			Depreciation			Net Block	
		Opening balance as on 01/04/2019	Additions during the year	Closing balance as on 31/03/2020	Balance as on 01/04/2019	Depreciated on during the year	Total as on 31/03/2020	Closing balance as on 31/03/2020	Closing balance as on 31/03/2019
	₹	₹	₹	₹	₹	₹	₹	₹	₹
Books	25%	38,09,195	9,559	38,18,754	34,10,618	2,35,440	36,46,058	1,72,696	3,98,577
Building	2.5%	182,21,477	-	182,21,477	44,42,375	4,55,537	48,97,912	133,23,565	137,79,102
computers	25%	34,31,065	10,000	34,41,065	34,31,065	1,250	34,32,315	8,750	-
equipments	10%	94,55,530	1,64,531	96,20,061	80,55,373	4,26,222	84,81,595	11,38,466	14,00,157
furniture	10%	201,84,821	8,710	201,93,531	186,29,492	8,49,501	194,78,993	7,14,538	15,55,329
Software	25%	17,03,555	-	17,03,555	11,93,341	1,76,660	13,70,001	3,33,554	5,10,214
Solar System	10%	2,49,165	-	2,49,165	24,917	24,917	49,834	1,99,331	2,24,248
TOTAL		570,54,808	1,92,800	572,47,608	391,87,181	21,69,527	413,56,708	158,90,900	178,67,627
Previous Year		559,23,078	11,31,730	570,54,808	354,04,234	37,82,947	391,87,181	178,67,627	205,18,844

Depreciation for MMS is Rs. 18,87,488/- which is 87% of total Rs. 21,69,527/-

Depreciation for Part Time courses is Rs.2,82,039/- which is 13% of total Rs. 21,69,527/-

Fixed Assets

COEI

Particulars	Rate of depn	Gross Block			Depreciation			Net Block	
		Opening balance as on 01/04/2019	Additions during the year	Closing balance as on 31/03/2020	Balance as on 01/04/2019	Depreciated on during the year	Total as on 31/03/2020	Closing balance as on 31/03/2020	Closing balance as on 31/03/2019
	₹	₹	₹	₹	₹	₹	₹	₹	₹
Building	2.5%	15,33,182	-	15,33,182	19,165	38,330	57,495	14,75,687	15,14,017
computers	25%	13,500	1,49,100	1,62,600	3,375	40,650	44,025	1,18,575	10,125
equipments	10%	3,90,029	-	3,90,029	21,796	37,250	59,046	3,30,983	3,68,233
furniture	10%	30,53,703	-	30,53,703	1,58,801	3,05,370	4,64,171	25,89,532	28,94,902
Software	25%	0	63,000	63,000	0	15,750	15,750	47,250	-
TOTAL		49,90,414	2,12,100	52,02,514	2,03,137	4,37,350	6,40,487	45,62,027	47,87,277
Previous Year		0	49,90,414	49,90,414	0	2,03,137	2,03,137	47,87,277	-

As per our Report of even date

For B.K.Khare & Co.

Chartered Accountants

Rahalkar

(Shirish Rahalkar) M.N.111212

Partner

Firm Reg.No. 105102W

Mumbai Dated : 11/10/2020



Dr. Harish Kumar S. Purohit

Dr. Harish Kumar S. Purohit

Director

Mumbai Dated : 11/10/2020

Dr. Harish Kumar S. Purohit



Investments

Particulars	as on 31/03/20	as on 31/03/19
Fixed Deposit with Union Bank of India	7,02,233	7,02,233
Interest accrued on Fixed Deposit	2,34,012	1,58,006
Short Term FD with Union Bank of India	82,00,000	-
Total	91,36,245	8,60,239

Caution Money / Deposits from Students

Schedule - 3

Particulars	as on 31/03/20	as on 31/03/19
Caution Money 2015-2017	7,000	8,000
Caution Money 2016-2018	9,500	2,000
Caution Money 2017-2019	8,000	59,500
Caution Money 2018-2020	59,500	59,500
Caution Money 2019-2021	58,000	-
Caution Money (PT 2015-18)	10,500	10,500
Caution Money (PT 2016-19)	14,500	23,000
Caution Money (PT 2017-20)	26,000	26,000
Caution Money (PT 2018-21)	21,500	21,500
Caution Money (PT 2019-22)	19,000	-
Library Deposit 2016-2018	38,000	65,500
Library Deposit 2017-2019	32,000	2,38,000
Library Deposit 2018-2020	2,38,000	2,38,000
Library Deposit 2019-2021	2,32,000	-
Library Deposit (PT 2015-18)	4,000	-
Library Deposit (PT 2016-19)	58,000	92,000
Library Deposit (PT 2017-20)	1,04,000	1,04,000
Library Deposit (PT 2018-21)	84,000	86,000
Library Deposit (PT 2019-22)	76,000	-
Locker Deposit 2012-2014	3,000	3,000
Locker Deposit 2013-2015	1,000	1,000
Locker Deposit 2014-2016	500	500
Locker Deposit 2015-2017	4,500	4,500
Locker Deposit 2016-2018	-	7,000
Locker Deposit 2017-2019	2,000	7,500
Locker Deposit 2018-2020	7,500	-
Locker Deposit 2019-2021	3,500	-
Locker Deposit 2015-2018 (Part Time)	500	500
Incubee Deposit	35,000	10,000
Students Aid Fund	3,17,875	3,23,875
Total	14,74,875	13,91,375

As per our Report of even date
For B.K.Khare & Co.
Chartered Accountants

Rahalkar



Dr. Harish Kumar S. Purohit

(Shirish Rahalkar) M.N. 111212
Partner
Firm Reg.No. 105102W
Mumbai Dated : 11/10/2020

Dr. Harish Kumar S. Purohit
Director
Mumbai Dated : 11/10/2020

Spd 11 5/10/20



PTVA's Institute of Management

Amount in ₹

Duties & Taxes

Schedule -4

Particulars	as on 31/03/20	as on 31/03/19
Employee Provident Fund	20,520	14,880
Professional Tax	22,975	21,175
TDS payable	2,04,681	2,60,578
Total	2,48,176	2,96,633

Sundry Creditors

Schedule - 5

Particulars	as on 31/03/20	as on 31/03/19
Advances to staff	-	(26,368)
Visiting Faculty	1,296	13,296
Retention Money	4,00,267	6,96,811
Total	4,01,563	6,83,739

Teaching and Administrative Salaries

Schedule - 6

Particulars	as on 31/03/20	as on 31/03/19
Salary - Director	33,75,868	32,08,752
Salaries - Core Faculty	125,61,245	93,39,151
Salaries - Administrative	26,62,202	26,35,485
Salaries - Library Staff	10,81,100	9,23,765
Salaries - Peons	11,46,355	10,04,581
Admin Charges PF	8,615	5,950
Provident Fund	2,15,394	2,04,149
Total	210,50,779	173,21,833

Remuneration to Visiting Faculties & others

Schedule - 7

Particulars	as on 31/03/20	as on 31/03/19
Guest Faculty	38,000	59,600
Visiting Faculty	9,55,350	12,89,725
Total	9,93,350	13,49,325

As per our Report of even date

For B.K.Khare & Co.

Chartered Accountants



(Shirish Rahalkar) M.N.111212

Partner

Firm Reg.No. 105102W

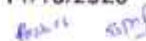
Mumbai Dated : 11/10/2020




Dr. Harish Kumar S. Purohit

Director

Mumbai Dated : 11/10/2020




Administrative Expenses

Particulars	as on 31/03/20	as on 31/03/19
Internet Charges	81,678	98,086
Telephone	45,180	54,470
Total	1,26,858	1,52,556

Annual Maintenance Contract

Schedule - 09

Particulars	as on 31/03/20	as on 31/03/19
Airconditioning machines	4,20,954	4,08,506
Aquaguard	6,418	6,956
Biometric Machine	3,080	-
CCTV	41,064	-
Computer Maintenance Exp	2,18,974	1,95,567
EPABX AMC	9,035	9,034
Exam and Admission - Attendance Module	11,745	11,745
Fire Alarm and Smoke Detection System	43,117	43,117
Fire Extinguishers	10,420	10,420
Lift Maintenance	81,036	1,50,270
Pest Control AMC	20,880	17,400
Housekeeping	-	5,83,144
Slim 21 [Library]	23,868	23,868
Software (license)	-	95,931
Software (SPSS)	-	40,929
Web Maintenance	1,08,506	84,900
	9,99,097	16,81,787

Student Development Expenditure

Schedule - 10

Particulars	as on 31/03/20	as on 31/03/19
Counselling Expenditure	17,400	13,050
Degree Distribution Ceremony	42,131	22,324
English Language Lab	2,053	-
NavDhara 2019	59,592	-
Student Development Expenses	8,890	20,802
Orientation Programme	78,830	58,089
MMS Sem III & IV Vivas	85,529	-
Summer Project Evaluation	-	2,17,285
Women Development Cell	3,972	-
Prism Square	-	55,419
Project Guidance	24,000	-
PTVAIM Alumni Association Registration	40,391	13,359
Grand Total	3,62,788	4,00,328

As per our Report of even date
For B.K.Khare & Co.
Chartered Accountants

Rahalkar



(Shirish Rahalkar) M.N.111212
Partner
Firm Reg.No. 105102W
Mumbai Dated : 11/10/2020

Dr. Harish Kumar S. Purohit

Dr. Harish Kumar S. Purohit
Director
Mumbai Dated : 11/10/2020

SMF



PTVA's Institute of Management


Amount in ₹

General Expenses

Schedule - 11

Particulars	as on 31/03/20	as on 31/03/19
Bank Charges	7,097	3,514
Blood Donation Drive	8,498	3,636
Conveyance	2,36,615	2,45,500
Courier / Postage	4,695	5,507
Development prog for nonteaching staff	-	870
Guest Faculty Expenses	6,617	8,428
ID Cards	-	3,271
Insurance	52,853	41,010
Interest	483	940
Medical Expenses (Sick Room)	1,231	2,787
Meeting Expenses	41,241	28,225
Monsoon shed	10,159	174
Professional Fees	33,878	1,08,393
Recruitment of staff	1,06,957	35,697
Refreshment Expenses	-	1,007
Reimbursement of Medical Expenses	-	1,088
Cultural Week	5,085	-
Softwares	7,089	50,154
Signages Expenses	-	-
Staff Welfare	51,294	43,140
Staff Insurance	44,174	32,983
Wet Waste Management	43	44
Total	6,18,009	6,16,368

As per our Report of even date
For B.K.Khare & Co.
Chartered Accountants



(Shirish Rahalkar) M.N.111212
Partner
Firm Reg.No. 105102W
Mumbai Dated : 11/10/2020




Dr. Harish Kumar S. Purohit
Director
Mumbai Dated : 11/10/2020

devis SIMB



Miscellaneous Expenses

Schedule - 12

Particulars	as on 31/03/20	as on 31/03/19
Alumini Meet	62,531	69,347
Celebrations	3,845	7,821
Gardening work	27,910	15,460
Local Inquiry Visit Exp	28,283	14,129
Miscellaneous Expenses	62,248	35,067
Tea Expenses	1,25,634	1,10,164
Auditorium Expenses	3,300	-
University Late fee	-	20,000
Total	3,13,751	2,71,988

Miscellaneous Income

Schedule - 13

Particulars	as on 31/03/20	as on 31/03/19
Admission Cancellation Charges	7,000	4,000
Charges for Re-examination	16,730	12,680
Computer lab	8,933	10,042
Fines and other receipts	8,600	17,175
Sale of scrap	10,802	15,212
Sundry income	1,35,894	37,229
Transcript & Document Verification	23,000	29,000
Transference certificate	100	100
Photocopy Machine Collection	10,796	6,428
Duplicate Library Cards	100	200
Revaluation charges	3,205	2,330
Digital marketing	49,000	14,200
Navdhara 2019	-	67,792
Navdhara Bazaarhaat 2020	27,097	-
University Examination Centre	10,974	22,547
Total	3,12,231	2,38,935

As per our Report of even date
For B.K.Khare & Co.
Chartered Accountants

(Shirish Rahalkar) M.N.111212
Partner
Firm Reg.No. 105102W
Mumbai Dated : 11/10/2020



Dr. Harish Kumar S. Purohit

Dr. Harish Kumar S. Purohit
Director
Mumbai Dated : 11/10/2020



Pratik S.M.

3 years Part time Programme	as on 31/03/20	as on 31/03/19
Income		
Tuition Fees	42,84,000	45,54,327
Examination fees	7,83,500	2,74,500
Admission Cancellation Charges	-	3,000
Re-examination Fees	43,120	26,900
Revaluation charges	2,725	4,120
Sale of brochure	22,000	27,500
Bank Interest	95,811	14,130
Computer Lab Income	1,335	1,501
Library Fine	7,535	6,380
Misc income	100	820
Navdhara - Bazaarhat 2020	4,019	-
Photocopy Machine Collection	1,539	960
Sale of Scrap	1,614	2,273
University Examination Fees	3,415	1,850
Navadhara	-	10,130
Total Income	47,50,743	49,28,191
Expenses		
Honorarium to visiting faculty	6,78,542	12,05,566
Moderation Exp	11,208	-
Examination Exp	13,240	26,516
Orientation Prog	3,700	8,680
Part Time Viva Voce	6,650	-
Revaluation Exp	275	-
Yuva Raksha Group Insurance	570	639
Convocation exp	-	6,750
Extn of Affiliation	2,25,000	2,25,000
Administrative Exp	18,956	22,796
Administrative Salaries	4,14,622	3,87,075
Advertisement / promotion	36,347	64,298
Annual Maintenance Contract	1,50,586	2,51,302
General Expenses	79,194	75,619
Library Expenses	47,251	91,295
Misc Exp	37,086	27,901
Printing & Stationery	22,929	24,471
Repairs & Maintenance	2,90,857	8,34,725
Research Activities	59,597	1,781
Student Development Expenditure	19,435	13,804
Development Expenses	18,907	2,782
Teaching Remuneration	12,92,198	10,17,397
Academic Membership	844	767
Audit Fees	3,835	3,835
Brochure	1,143	3,675
Computer Peripherals	11,878	9,479
Electricity	2,89,842	2,85,553
Insurance	7,898	6,128
Audit Expenses	77,397	-
Security Expenses	1,06,743	96,499
Software	26,078	7,494
Depreciation	2,82,039	4,91,783
ID Cards	-	1,162
University Exam fees	-	35,600
AICTE Fees	90,000	-
Total Expenses	43,23,355	52,30,394
Surplus/Deficit for the year	4,27,388	(3,02,203)

As per our Report of even date
For B.K.Khare & Co.
Chartered Accountants

(Shirish Rahalkar) M.N.111212
Partner
Firm Reg.No. 105102W
Mumbai Dated : 11/10/2020



Dr. Harish Kumar S. Purohit
Director
Mumbai Dated : 11/10/2020

for smf



Centre for Entrepreneurship & Innovation (COEI)	as on 31/03/20	as on 31/03/19
Income		
Software & Printing collection	3,262	-
Facility Fee	72,500	28,000
Entrepreneurship Development Programme 2020	27,301	-
Total Income	1,03,063	28,000
Expenses		
Administrative Expenses	27,510	5,756
Administrative Salaries	4,49,319	2,84,387
Annual Maintenance contract	5,171	1,118
Brochure	6,821	8,730
Celebrations	5,980	1,305
Computer Peripherals	22,700	4,500
Conference & Seminar	-	1,28,305
Consultancy charges	1,02,501	1,38,667
Conveyance / Travelling Exp	12,301	48,309
Electrical Work	1,915	-
FDP on Essentials of Entrepreneurship Dec'19	44,749	-
General Expenses	-	90,468
Guest Faculty Expenses	18,932	1,937
Guest Faculty Honorarium	27,155	-
Meeting Expenses	18,793	7,631
Miscellaneous Expenses	3,450	9,145
Printing & Stationery	16,026	26,474
Software license	33,517	-
Teaching remuneration	5,70,484	3,90,000
Tea Expenses	8,510	2,974
Training & Development Prog for Incubatees	1,500	-
Depreciation	4,37,350	2,03,137
Web Designing	-	2,232
Wings to Vision	1,44,236	2,00,796
Total Expenses	19,58,920	15,55,871
Deficit for the year	18,55,857	15,27,871

As per our Report of even date
For B.K.Khare & Co.
Chartered Accountants

Rahalkar

(Shirish Rahalkar) M.N.111212
Partner
Firm Reg.No. 105102W
Mumbai Dated : 11/10/2020



Dr. Harish Kumar S. Purohit

Dr. Harish Kumar S. Purohit
Director
Mumbai Dated : 11/10/2020

Dr. Harish Kumar S. Purohit

