

PARLE TILAK VIDYALAYA ASSOCIATION

PTVA's Institute of Management

SIGNIFICANT ACCOUNTING POLICIES

1. BASIS OF ACCOUNTING

The financial statements are prepared under the historical cost convention, on CASH basis of accounting and in accordance with accounting principles generally accepted in India and comply with Accounting Standards issued by the Institute of Chartered Accountants of India (ICAI).

2. RECOGNITION OF INCOME/EXPENDITURE

The Institute generally follows cash system of accounting and recognizes significant items of Income and Expenditure on cash basis. Tuition Fees, Development Fees and other fees are apportioned over the academic year. The net surplus or deficit is incorporated in the Income & Expenditure Account of the Parle Tilak Vidyalyaya Association Trust in the same year.

3. BASIS OF APPORTIONMENT OF EXPENSES:

i) Direct Expenses:

PTVA's Institute of Management runs full time course, Master of Management Studies (MMS) and Part Time courses. The expenses exclusively spent on either of the above courses and directly attributable have been charged to that particular course.

ii) Common Expenses:

- a. The students of MMS courses are on the premise, nearly all the time of the week. Consequently, they demand far greater attention and monitoring from the faculties, in terms of interaction, assessment and activities. As opposed to this, the faculties have minimum contact time with the part time students. Being employed elsewhere, they seldom spend any time on the premise, except for lectures. Hence, of the expenditure spent on the faculty, and salaries of admin staff, 92.5% is allocated to the MMS course and balance to part time.
- b. Remaining common expenses have been apportioned on the basis of the revenue earned by the institute from the respective streams. Since the proportion of revenue from the part time course is approximately 13% as opposed to 87% of the MMS course, this basis has been taken for segregating the expenses.



4. FIXED ASSETS

Fixed assets are capitalized in the year of purchase or completion and are stated at the cost of acquisition less Depreciation.

5. DEPRECIATION

Depreciation on the assets is provided at the following rates on Straight line Basis.

Building	2.5%
Computer	25 %
Furniture & Fixtures	10 %
Books	25 %
Equipment	10 %
Intangible Assets	25%


6. INVESTMENTS:

Investments are stated at Cost plus income due.

7. Figures in respect of previous years have been regrouped wherever necessary.

Place : Mumbai
Date: 29/08/2021




Dr. Harish Kumar S. Purohit
Director





PARLE TILAK VIDYALAYA ASSOCIATION

PTVA'S INSTITUTE OF MANAGEMENT

BALANCE SHEET AS AT 31ST MARCH 2021

As at 31.03.2020 ₹	Liabilities	Sch	As at 31.03.2021 ₹	As at 31.03.2020 ₹	Assets	Sch	As at 31.03.2021 ₹
222,32,533	Parle Tilak Vidyalyaya Association Opening Balance		279,05,966		Fixed Assets PTVAIM	1	
50,00,000	Add: received during the year		-	572,47,608	Gross Block		625,15,524
11,04,045	Add: Payable towards rent & Interest		11,886	413,56,708	less : depreciation		436,36,118
283,36,578			279,17,852	158,90,900	Net Block		188,79,406
4,30,612	less: deficit during the year		53,55,543				
279,05,966	Closing Balance		225,62,309	52,02,514			
14,74,875	Caution Money / Deposits from Students	3	17,86,875	6,40,487	Investments	2	10,00,000
				45,62,027			
	Current Liabilities			91,36,245	Current Assets		
2,48,176	Duties & Taxes	4	41,055		Deposits		1,200
4,01,563	Sundry Creditors	5	3,90,334		Receivable from University		-
1,39,873	Fees payable to students		1,47,233		Cash Balance		6,056
1,75,767	Fees payable to University		3,32,465	1,200	Bank Balance		54,23,376
87,099	Advance fee received		-	5,581			
5,825	Other Liabilities		49,767	17,845			
10,58,303			9,60,854	8,25,346			54,30,632
				8,49,972			
304,39,144	Total		253,10,038	304,39,144	Total		253,10,038

As per our Report of even date
For B.K.Khare & Co.
Chartered Accountants

Rahalkar
Harish Rahalkar) M.N.111212
Partner
Firm Reg.No. 105102W
Mumbai Dated : 29/08/2021



Dr. Harish Kumar S. Purohit

Dr. Harish Kumar S. Purohit
Director
Mumbai Dated : 29/08/2021
Dr. H.K.S. Purohit



PARLE TILAK VIDYALAYA ASSOCIATION

PTVA'S INSTITUTE OF MANAGEMENT

INCOME AND EXPENDITURE ACCOUNT FOR THE YEAR ENDED 31ST MARCH 2021

2019-20 ₹	EXPENDITURE	Sch	2020-21 ₹	2019-20 ₹	INCOME	Sch	2020-21 ₹
	MMS Course						
237,77,402	Remuneration to Faculty & others	6	249,68,753		Tuition fees		
5,48,100	Affiliation / Statutory Fees		3,34,500	268,21,130	Received from Students		213,02,507
18,01,548	Rem.to Visiting faculty and others	7	4,40,075	95,72,341	Received from Government (Social Welfare Department)		-
1,73,324	Administrative Expenses	8	1,63,148		Development fees		
11,54,854	Annual Maintenance Contract	9	5,63,862	28,22,913	Received from Students		32,01,477
3,92,573	Student's Development Expenditure	10	38,282	3,33,553	Received from Government (Social Welfare Department)		-
7,55,127	General Expenses	11	3,57,699	72,647	Fee Others [Previous Years]		20,000
3,69,622	Miscellaneous Exp	12	1,06,591		Fee SWD[Previous Years]		36,64,934
1,06,673	Conference and Seminar		1,81,468	3,26,620	Other Fees [PT]		2,14,875
89,625	Examination Expenses		80,498	399,49,204			284,03,743
22,39,287	Repairs & Maintenance		10,52,184				
15,613	Brochure		13,452	7,37,007	Bank Interest		4,58,378
1,89,700	Advertisement		1,73,069	4,59,606	Miscellaneous Income	13	2,10,224
3,63,542	Library Expenses		5,64,614	11,96,613			6,68,602
1,14,050	Computer Peripherals		9,100				
29,500	Audit Fees		-				
25,26,650	Electricity		8,01,740				
12,476	ISO Audit		10,000				
-	Academic & Administrative Audit		6,000				
1,85,486	Printing & Stationery		54,023				
5,82,893	NAAC Accreditation		-				
2,01,123	Placement Expenses		1,46,012				
4,58,432	Research Activities		4,36,480				
1,42,321	Development Expenses		3,625				
6,490	Membership fees - professional org.		66,490				
2,05,000	MBA in Innovation, Entrepreneurship & Venture Devp		-				
2,50,000	Research Centre Proposal Fees (Ph.D.)		-				
5,775	Saksham Project		-				
2,27,028	Softwares		2,03,174				
26,06,877	Depreciation		16,38,923				
10,80,000	Usage charges paid to PTVA		10,80,000				
1,44,236	Wings2Vision		1,00,339				
8,21,102	Security Expenses		8,33,788				
415,76,429			344,27,888	4,30,612	Excess of Expenditure over Income		53,55,543
415,76,429	Total		344,27,888	415,76,429	Total		344,27,888

As per our Report of even date

For B.K.Khare & Co.

Chartered Accountants

Shirish Rafalkar

(Shirish Rafalkar) M.N.111212

Partner

Firm Reg.No. 105102W

Mumbai Dated : 29/08/2021



Dr. Harish Kumar S. Purohit

Dr. Harish Kumar S. Purohit

Director

Mumbai Dated : 29/08/2021

Feb 21




Expenditure as on 31/3/2021

Particulars	MMS	PT	COEI	Total
Affiliation / Statutory Fees	1,09,500	2,25,000		3,34,500
Conference and Seminar	1,72,030	-	9,438	1,81,468
Examination Expenses	80,498	-		80,498
Repairs & Maintenance	9,10,847	1,36,104	5,233	10,52,184
Brochure	11,703	1,749		13,452
Advertisement	1,73,068	-		1,73,068
Library Expenses	4,91,214	73,400		5,64,614
Computer Peripherals	7,917	1,183		9,100
Audit Fees	-	-		-
Electricity	7,12,058	89,682		8,01,740
ISO Audit	8,700	1,300		10,000
Academic & Administrative Audit	6,000			6,000
Printing & Stationery	45,404	6,784	1,835	54,023
NAAC Accreditation	-	-		-
Placement Expenses	1,46,012	-		1,46,012
Research Activities	3,79,738	56,742		4,36,480
Development Expenses	3,154	471		3,625
Membership fees - professional org.	15,646	844	50,000	66,490
MBA in Innovation, Entrepreneurship & Venture Devp	-	-		-
Research Centre Proposal Fees (Ph.D.)	-	-		-
Saksham Project	-	-		-
Softwares	1,59,752	23,871	19,551	2,03,174
Depreciation	10,43,843	1,55,977	4,39,103	16,38,923
Usage charges paid to PTVA	10,80,000	-		10,80,000
Security Expenses	7,25,396	1,08,392		8,33,788
Wings2Vision			1,00,339	1,00,339
Total	62,82,480	8,81,499	6,25,499	77,89,478

As per our Report of even date

For B.K.Khare & Co.

Chartered Accountants



(Shirish Rahalkar) M.N.111212

Partner

Firm Reg.No. 105102W

Mumbai Dated : 29/08/2021




Dr. Harish Kumar S. Purohit

Director

Mumbai Dated : 29/08/2021




Expenditure as on 31/3/2020

Particulars	MMS	PT	COEI	Total
Affiliation / Statutory Fees	2,33,100	3,15,000		5,48,100
Conference and Seminar	61,924		44,749	1,06,673
Examination Expenses	65,177	24,448		89,625
Repairs & Maintenance	19,46,515	2,90,857	1,915	22,39,287
Brochure	7,649	1,143	6,821	15,613
Advertisement	1,53,353	36,347		1,89,700
Library Expenses	3,16,281	47,261		3,63,542
Computer Peripherals	79,474	11,876	22,700	1,14,050
Audit Fees	25,665	3,835		29,500
Electricity	22,36,808	2,89,842		25,26,650
ISO Audit	12,476	-		12,476
Academic & Administrative Audit	-			-
Printing & Stationery	1,47,431	22,029	16,026	1,85,486
NAAC Accreditation	5,05,496	77,397		5,82,893
Placement Expenses	2,01,123			2,01,123
Research Activities	3,98,835	59,597		4,58,432
Development Expenses	1,22,514	18,307	1,500	1,42,321
Membership fees - professional org.	5,646	844		6,490
MBA in Innovation, Entrepreneurship & Venture Devp	2,05,000			2,05,000
Research Centre Proposal Fees (Ph.D.)	2,50,000			2,50,000
Saksham Project	5,775			5,775
Softwares	1,67,433	26,078	33,517	2,27,028
Depreciation	18,87,488	2,82,039	4,37,350	26,06,877
Usage charges paid to PTVA	10,80,000			10,80,000
Security Expenses	7,14,359	1,06,743		8,21,102
Wings2Vision			1,44,236	1,44,236
Total	108,29,522	16,13,643	7,08,814	131,51,979

As per our Report of even date

For B.K.Khare & Co.

Chartered Accountants



(Shirish Rahalkar) M.N.111212

Partner

Firm Reg.No. 105102W

Mumbai Dated : 29/08/2021




Dr. Harish Kumar S. Purohit

Director

Mumbai Dated : 29/08/2021



Fees Income

Particulars	as on 31/03/21	as on 31/03/21	as on 31/03/20	as on 31/03/20
Tuition Fees				
Received from students - MMS	176,04,114		225,37,130	
Received from students - PT	36,98,393		42,84,000	
		213,02,507		268,21,130
Examination Fee - PT	2,14,875		2,83,500	
Re-examination Fee - PT	-		43,120	
		2,14,875		3,26,620
Bank Interest - MMS	3,98,788		6,41,196	
Bank Interest - PT	59,590		95,811	
		4,58,378		7,37,007
Total				278,84,757

As per our Report of even date
For B.K.Khare & Co.
Chartered Accountants

Shirish Rahalkar

(Shirish Rahalkar) M.N.111212
Partner
Firm Reg.No. 105102W
Mumbai Dated : 29/08/2021



Dr. Harish Kumar S. Purohit

Dr. Harish Kumar S. Purohit
Director
Mumbai Dated : 29/08/2021



PTVA's Institute of Management

Fixed Assets

Schedule 1

PTVAIM

Particulars	Rate of depn	Gross Block			Depreciation			Net Block	
		Opening balance as on 01/04/2020	Additions during the year	Closing balance as on 31/03/2021	Balance as on 01/04/2020	Depreciation during the year	Total as on 31/03/2021	Closing balance as on 31/03/2021	Closing balance as on 31/03/2020
	₹	₹	₹	₹	₹	₹	₹	₹	₹
Books	25%	38,18,754	6,402	38,25,156	36,46,058	1,13,966	37,60,024	65,132	1,72,696
Building	2.5%	197,54,659	-	197,54,659	49,55,407	4,93,867	54,49,274	143,05,385	147,99,252
Computers equipments	25%	36,03,665	59,000	36,62,665	34,76,340	50,525	35,26,865	1,35,800	1,27,325
furniture	10%	100,10,090	-	100,10,090	85,40,641	2,32,616	87,73,257	12,36,833	14,69,449
Software	10%	232,47,234	-	232,47,234	199,43,164	5,30,622	204,73,786	27,73,448	33,04,070
Solar System	25%	17,66,555	-	17,66,555	13,85,751	1,92,410	15,78,161	1,88,394	3,80,804
	10%	2,49,165	-	2,49,165	49,834	24,917	74,751	1,74,414	1,99,331
TOTAL		624,50,122	65,402	625,15,524	419,97,195	16,38,923	436,36,118	188,79,406	204,52,927
Previous Year		620,45,222	4,04,900	624,50,122	393,90,318	26,06,877	419,97,195	204,52,927	226,54,904

As per our Report of even date

For B.K.Khare & Co.
Chartered Accountants

Shirish Rahalkar

(Shirish Rahalkar) M.N.111212
Partner

Firm Reg.No. 105102W
Mumbai Dated : 29/08/2021



Dr. Harish Kumar S. Purohit

Dr. Harish Kumar S. Purohit
Director

Mumbai Dated : 29/08/2021

29/8/21



Investments

Schedule - 2

Particulars	as on 31/03/21	as on 31/03/20
Fixed Deposit with Union Bank of India	10,00,000	7,02,233
Interest accrued on Fixed Deposit	-	2,34,012
Short Term FD with Union Bank of India	-	82,00,000
Total	10,00,000	91,36,245

Caution Money / Deposits from Students

Schedule - 3

Particulars	as on 31/03/21	as on 31/03/20
Caution Money 2015-2017	-	7,000
Caution Money 2016-2018	-	9,500
Caution Money 2017-2019	7,500	8,000
Caution Money 2018-2020	59,500	59,500
Caution Money 2019-2021	57,500	58,000
Caution Money 2020-22	46,500	-
Caution Money (PT 2015-18)	-	10,500
Caution Money (PT 2016-19)	-	14,500
Caution Money (PT 2017-20)	25,500	26,000
Caution Money (PT 2018-21)	21,000	21,500
Caution Money (PT 2019-22)	18,000	19,000
Caution Money (PT 2020-23)	22,000	-
Library Deposit 2016-2018	-	38,000
Library Deposit 2017-2019	30,000	32,000
Library Deposit 2018-2020	2,38,000	2,38,000
Library Deposit 2019-2021	2,30,000	2,32,000
Library Deposit 2020-2022	1,86,000	-
Library Deposit (PT 2015-18)	4,000	4,000
Library Deposit (PT 2016-19)	-	58,000
Library Deposit (PT 2017-20)	1,02,000	1,04,000
Library Deposit (PT 2018-21)	84,000	84,000
Library Deposit (PT 2019-22)	72,000	76,000
Library Deposit (PT 2020-23)	88,000	-
Locker Deposit 2012-2014	3,000	3,000
Locker Deposit 2013-2015	1,000	1,000
Locker Deposit 2014-2016	500	500
Locker Deposit 2015-2017	4,500	4,500
Locker Deposit 2017-2019	1,000	2,000
Locker Deposit 2018-2020	3,500	7,500
Locker Deposit 2019-2021	3,000	3,500
Locker Deposit 2018-21 (Part Time)	500	500
Incubee Deposit	30,000	35,000
Students Aid Fund	4,48,375	3,17,875
Total	17,86,875	14,74,875

As per our Report of even date
For B.K.Khare & Co.

Chartered Accountants

Rahalkar

(Shirish Rahalkar) M.N.111212
Partner
Firm Reg.No. 105102W
Mumbai Dated : 29/08/2021



Dr. Harish Kumar S. Purohit

Dr. Harish Kumar S. Purohit
Director
Mumbai Dated : 29/08/2021



PTVA's Institute of Management

Amount in ₹

Duties & Taxes

Schedule -4

Particulars	as on 31/03/21	as on 31/03/20
Employee Provident Fund	19,080	20,520
Professional Tax	22,175	22,975
TDS payable	(200)	2,04,681
Total	41,055	2,48,176

Sundry Creditors

Schedule - 5

Particulars	as on 31/03/21	as on 31/03/20
Creditors	(250)	1,296
Retention Money	3,90,584	4,00,267
Total	3,90,334	4,01,563

Teaching and Administrative Salaries

Schedule - 6

Particulars	MMS		PT		COEI		Total		
	as on 31/03/21	as on 31/03/20	as on 31/03/21	as on 31/03/20	as on 31/03/21	as on 31/03/20	as on 31/03/21	as on 31/03/20	
Salary - Director	34,98,785	2,83,685	-	-	37,82,470	33,75,868	2,73,719	-	36,49,587
Salaries - Core Faculty	134,74,613	10,92,536	6,00,000	151,67,149	125,61,245	10,18,479	5,70,484	141,50,208	
Salaries - Administrative	27,32,491	2,21,553	3,36,774	32,90,818	26,62,202	2,15,855	2,90,000	31,68,057	
Salaries - Library Staff	10,23,903	83,019	-	11,06,922	10,81,100	87,656	-	11,68,756	
Salaries - Peons	10,74,180	87,096	2,15,032	13,76,308	11,46,355	92,948	1,59,319	13,98,622	
Admin Charges PF	9,084	737	-	9,821	8,615	699	-	9,314	
Provident Fund	2,17,620	17,645	-	2,35,265	2,15,394	17,464	-	2,32,858	
Total	220,30,676	17,86,271	11,51,806	249,68,753	210,50,779	17,06,820	10,19,803	237,77,402	

Remuneration to Visiting Faculties & others

Schedule - 7

Particulars	MMS		PT		COEI		Total	
	as on 31/03/21	as on 31/03/20	as on 31/03/21	as on 31/03/20	as on 31/03/21	as on 31/03/20	as on 31/03/21	as on 31/03/20
Guest Faculty	55,500	-	5,000	60,500	38,000	-	1,02,501	1,40,501
Visiting Faculty	86,750	2,78,825	14,000	3,79,575	9,55,350	6,78,542	27,155	16,61,047
Total	1,42,250	2,78,825	19,000	4,40,075	9,93,350	6,78,542	1,29,656	18,01,548

As per our Report of even date

For B.K.Khare & Co.

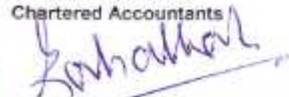
Chartered Accountants

(Shirish Rahalkar) M.N.111212

Partner

Firm Reg.No. 105102W

Mumbai Dated : 29/08/2021


Dr. Harish Kumar S. Purohit
Director

Mumbai Dated : 29/08/2021




Amount in ₹

Administrative Expenses

Schedule - 8

Particulars	MMS				PT				COEI				Total			
	as on 31/03/21	as on 31/03/21	as on 31/03/21	as on 31/03/21	as on 31/03/20	as on 31/03/20	as on 31/03/20	as on 31/03/20	as on 31/03/20	as on 31/03/20	as on 31/03/20	as on 31/03/20	as on 31/03/20	as on 31/03/20	as on 31/03/20	
Internet Charges	75,606	11,298	22,000	1,08,904	81,678	12,205	24,500	1,18,383								
Telephone	44,754	5,687	2,803	54,244	45,180	6,751	3,010	54,941								
Total	1,20,360	17,985	24,803	1,63,148	1,26,858	18,956	27,510	1,73,324								

Annual Maintenance Contract

Schedule - 09

Particulars	MMS				PT				COEI				Total			
	as on 31/03/21	as on 31/03/21	as on 31/03/21	as on 31/03/21	as on 31/03/20	as on 31/03/20	as on 31/03/20	as on 31/03/20	as on 31/03/20	as on 31/03/20	as on 31/03/20	as on 31/03/20	as on 31/03/20	as on 31/03/20	as on 31/03/20	
Airconditioning machines	2,053	307	4,720	7,080	4,20,954	62,901	-	4,83,855								
Aquaguard	6,108	913	-	7,021	6,418	2,255	-	8,673								
Biometric Machine	3,080	460	-	3,540	3,080	460	-	3,540								
CCTV	41,064	6,136	-	47,200	41,064	6,136	-	47,200								
Computer Maintenance Exp	1,40,747	21,031	-	1,61,778	2,18,974	32,720	-	2,51,694								
EPABX AMC	9,034	1,350	-	10,384	9,035	1,349	-	10,384								
Exam and Admission - Attendance Module	11,745	1,755	-	13,500	11,745	1,755	-	13,500								
Fire Alarm and Smoke Detection System	43,117	6,443	-	49,560	43,117	6,443	-	49,560								
Fire Extinguishers	10,420	1,557	-	11,977	10,420	1,557	-	11,977								
Lift Maintenance	81,035	12,109	-	93,144	81,036	12,109	-	93,145								
Pest Control AMC	20,880	3,120	-	24,000	20,880	3,120	-	24,000								
Slim 21 (Library)	23,868	3,567	-	27,435	23,868	3,567	-	27,435								
Web Maintenance	90,598	13,538	3,107	1,07,243	1,08,506	16,214	5,171	1,29,891								
Total	4,83,749	72,286	7,827	5,63,862	9,99,097	1,50,586	5,171	11,54,854								

Student Development Expenditure

Schedule - 10

Particulars	MMS				PT				COEI				Total			
	as on 31/03/21	as on 31/03/21	as on 31/03/21	as on 31/03/21	as on 31/03/20	as on 31/03/20	as on 31/03/20	as on 31/03/20	as on 31/03/20	as on 31/03/20	as on 31/03/20	as on 31/03/20	as on 31/03/20	as on 31/03/20	as on 31/03/20	
Counselling Expenditure	4,350	650	-	5,000	17,400	2,600	-	20,000								
Degree Distribution Ceremony	-	-	-	-	42,131	6,296	-	48,427								
English Language Lab	-	-	-	-	2,053	307	-	2,360								
NavDhara 2019	-	-	-	-	59,592	8,904	-	68,496								
Student Development Expenses	(32,818)	2,387	-	(30,431)	8,890	1,328	-	10,218								
Orientation Programme	8,125	-	-	8,125	78,830	3,700	-	82,530								
MMS Sem III & IV Vivas	-	-	-	-	85,529	-	-	85,529								
Let's Fight Online Harassment Campaign	20,680	-	-	20,680	-	-	-	-								
Women Development Cell	4,800	-	-	4,800	3,972	-	-	3,972								
Online Education Platform	9,342	1,396	7,670	18,408	-	-	-	-								
Project Guidance	-	-	-	-	24,000	-	-	24,000								
PTVAIM Alumni Association Registration	-	-	-	-	40,391	-	-	40,391								
Essay Competition - Centenary Year Project	8,700	-	-	8,700	-	-	-	-								
Finance Activities	2,610	390	-	3,000	-	-	-	-								
Part Time Vica Core	-	-	-	-	-	6,650	-	6,650								
Grand Total	25,789	4,823	7,670	38,282	3,62,788	29,785	-	3,92,573								

As per our Report of even date
For B.K.Khare & Co.
Chartered Accountants

Sahalkar
(Shirish Rahalkar) M.N.111212
Partner
Firm Reg.No. 105102W
Mumbai Dated : 29/08/2021



Dr. Harish Kumar S. Purohit

Dr. Harish Kumar S. Purohit
Director
Mumbai Dated : 29/08/2021



PTVA's Institute of Management

General Expenses

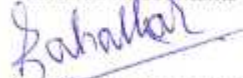
Amount in ₹
Schedule - 11

Particulars	MMS		PT		COEI		Total	
	as on 31/03/21	as on 31/03/21	as on 31/03/21	as on 31/03/21	as on 31/03/20	as on 31/03/20	as on 31/03/20	as on 31/03/20
Bank Charges	1,449	216	53	1,718	7,097	1,678	-	8,775
Blood Donation Drive	-	-	-	-	8,498	1,270	-	9,768
Conveyance	1,39,531	20,850	459	1,60,840	2,36,615	35,312	12,301	2,84,228
Courier / Postage	174	26	-	200	4,695	701	-	5,396
Development prog for nonteaching staff	-	-	-	-	-	-	-	-
Guest Faculty Expenses	782	-	3,623	4,405	6,617	-	18,932	25,549
ID Cards	7,385	1,883	-	9,268	-	-	-	-
Insurance	94,858	14,174	-	1,09,032	52,853	7,898	-	60,751
Inerest	10,495	1,568	-	12,063	483	72	-	555
Medical Expenses (Sick Room)	266	40	-	306	1,231	184	-	1,415
Meeting Expenses	287	43	3,000	3,330	41,241	6,162	18,793	66,196
Monsoon shed	-	-	-	-	10,159	1,518	-	11,677
Professional Fees	4,620	690	-	5,310	33,878	5,062	-	38,940
Recruitment of staff	-	-	-	-	1,06,957	15,982	-	1,22,939
Refreshment Expenses	-	-	-	-	-	-	-	-
Reimbursement of Medical Expenses	-	-	-	-	-	-	-	-
Cultural Week	-	-	-	-	5,085	-	-	5,085
Softwares	-	-	-	-	7,089	-	-	7,089
Signages Expenses	-	-	-	-	-	-	-	-
Staff Welfare	7,303	1,091	-	8,394	51,294	7,664	-	58,958
Staff Insurance	37,264	5,569	-	42,833	44,174	3,582	-	47,756
Wet Waste Management	-	-	-	-	43	7	-	50
Total	3,04,414	46,150	7,135	3,57,699	6,18,009	87,092	50,026	7,55,127

As per our Report of even date

For B.K.Khare & Co.

Chartered Accountants



(Shirish Rahalkar) M.N.111212

Partner

Firm Reg.No. 105102W

Mumbai Dated : 29/08/2021



Dr. Harish Kumar S. Purohit

Director

Mumbai Dated : 29/08/2021



PTVA's Institute of Management

Miscellaneous Expenses

Amount in ₹
Schedule - 12

Particulars	MMS	PT/COEI	Total	MMS	PT/COEI	Total
	as on 31/03/21	as on 31/03/21	as on 31/03/21	as on 31/03/20	as on 31/03/20	as on 31/03/20
Alumini Meet	-	-	-	62,531	9,343	71,874
Celebrations	6,100	277	6,377	3,845	6,555	10,400
Gardening work	-	-	-	27,910	4,170	32,080
Local Inquiry Visit Exp	10,770	1,609	12,379	28,283	4,226	32,509
Miscellaneous Expenses	16,550	380	16,930	62,248	3,450	65,698
Tea Expenses	58,964	11,941	70,905	1,25,634	27,282	1,52,916
Auditorium Expenses	-	-	-	3,300	-	3,300
University Late fee	-	-	-	-	-	-
Revaluation Expenses	-	-	-	-	275	275
Yuva Raksha Group Insurance	-	-	-	-	570	570
Total	92,384	14,207	1,06,591	3,13,751	55,871	3,69,622

As per our Report of even date

For B.K.Khare & Co.

Chartered Accountants

Rahalkar

(Shirish Rahalkar) M.N.111212

Partner

Firm Reg.No. 105102W

Mumbai Dated : 29/08/2021



Dr. Harish Kumar S. Purohit

Dr. Harish Kumar S. Purohit
Director

Mumbai Dated : 29/08/2021



PTVA's Institute of Management

Miscellaneous Income

Schedule - 13

Particulars	MMS	PT/COEI	Total	MMS	PT/COEI	Total
	as on 31/03/21	as on 31/03/21	as on 31/03/21	as on 31/03/20	as on 31/03/20	as on 31/03/20
Admission Cancellation Charges	8,000	1,000	9,000	7,000	-	7,000
Charges for Re-examination	5,600	-	5,600	16,730	-	16,730
Computer lab	1,265	189	1,454	8,933	1,335	10,268
Fines and other receipts	200	-	200	8,600	7,535	16,135
Sale of scrap	2,827	423	3,250	10,802	1,614	12,416
Sundry income	2,660	50,896	53,556	1,35,894	100	1,35,994
Transcript & Document Verification	14,600	-	14,600	23,000	-	23,000
Transference certificate	100	-	100	100	-	100
Photocopy Machine Collection	5,693	851	6,544	10,796	1,539	12,335
Duplicate Library Cards	20	-	20	100	-	100
Revaluation charges	-	-	-	3,205	2,725	5,930
Digital marketing	-	-	-	49,000	-	49,000
Navdhara Bazaarhaat 2020	-	-	-	27,097	4,049	31,146
University Examination Centre	-	-	-	10,974	-	10,974
University Examination Fees	-	-	-	-	3,415	3,415
Management Development Programme	46,200	-	46,200	-	-	-
Sale of Brochure	-	19,000	19,000	-	22,000	22,000
Software & Printing collection	-	1,750	1,750	-	3,262	3,262
Facility Fee	-	27,000	27,000	-	72,500	72,500
workshop & pre incubation programme	-	21,950	21,950	-	27,301	27,301
Total	87,165	1,23,059	2,10,224	3,12,231	1,47,375	4,59,606

As per our Report of even date
For B.K.Khare & Co.
Chartered Accountants

Shirish Rahalkar

(Shirish Rahalkar) M.N.111212
Partner
Firm Reg.No. 105102W
Mumbai Dated : 29/08/2021



Dr. Harish Kumar S. Purohit

Dr. Harish Kumar S. Purohit
Director
Mumbai Dated : 29/08/2021




3 years Part time Programme	as on 31/03/21	as on 31/03/20
Income		
Tuition Fees	36,98,393	42,84,000
Examination fees	2,14,875	2,83,500
Admission Cancellation Charges	1,000	-
Re-examination Fees	-	43,120
Revaluation charges	-	2,725
Sale of brochure	19,000	22,000
Bank Interest	59,590	95,811
Computer Lab Income	189	1,335
Library Fine	-	7,535
Misc income	50,896	100
Navdhara - Bazaarhaat 2020	-	4,049
Photocopy Machine Collection	851	1,539
Sale of Scrap	423	1,614
University Examination Fees	-	3,415
Navadhara	-	-
Total Income	40,45,217	47,50,743
Expenses		
Honorarium to visiting faculty	2,78,825	6,78,542
Moderation Exp	-	11,208
Examination Exp	-	13,240
Orientation Prog	-	3,700
Part Time Viva Voce	-	6,650
Revaluation Exp	-	275
Yuva Raksha Group Insurance	-	570
Extn of Affiliation /Statutory fees	2,25,000	2,25,000
Administrative Exp	17,985	18,956
Administrative Salaries	4,10,050	4,14,622
Advertisement / promotion	-	36,347
Annual Maintenance Contract	72,442	1,50,586
General Expenses	30,093	79,194
Library Expenses	73,400	47,261
Misc Exp	11,077	37,086
Printing & Stationery	6,784	22,029
Repairs & Maintenance	1,35,948	2,90,857
Research Activities	56,742	59,597
Student Development Expenditure	4,823	19,435
Development Expenses	471	18,307
Teaching Remuneration	13,76,221	12,92,198
Academic Membership	844	844
Audit Fees	-	3,835
Brochure	1,749	1,143
Computer Peripherals	1,183	11,876
Electricity	89,682	2,89,842
Insurance	14,174	7,898
Audit Expenses	1,300	77,397
Security Expenses	1,08,392	1,06,743
Software	23,871	26,078
Depreciation	1,55,977	2,82,039
I D Cards	1,883	-
AICTE Fees	-	90,000
Total Expenses	30,98,916	43,23,355
Surplus/Deficit for the year	9,46,301	4,27,388

As per our Report of even date

For B.K.Khare & Co.

Chartered Accountants



(Shirish Rahalkar) M.N.111212

Partner

Firm Reg.No. 105102W

Mumbai Dated : 29/08/2021



Dr. Harish Kumar S. Purohit
Director


Mumbai Dated : 29/08/2021



Page 15

Centre for Entrepreneurship & Innovation (COEI)	as on 31/03/21	as on 31/03/20
Income		
Software & Printing collection	1,750	3,262
Facility Fee	27,000	72,500
Entrepreneurship Development Programme 2020 workshop & pre incubation programme	-	27,301
	21,950	
Total Income	50,700	1,03,063
Expenses		
Administrative Expenses	24,803	27,510
Administrative Salaries	5,51,806	4,49,319
Annual Maintenance contract	4,720	5,171
Bank Charges	53	-
Brochure	-	6,821
Celebrations	-	5,980
Computer Peripherals	-	22,700
Conference & Seminar	-	-
Consultancy charges	14,000	1,02,501
Conveyance / Travelling Exp	459	12,301
Electrical Work	100	1,915
FDP on Essentials of Entrepreneurship Dec'19	-	44,749
General Expenses	-	-
Guest Faculty Expenses	3,623	18,932
Guest Faculty Honorarium	5,000	27,155
IIC Activities	9,438	
Meeting Expenses	3,000	18,793
Membership Fees - Professional Organisations	50,000	-
Miscellaneous Expenses	-	3,450
Online Education Platform	7,670	
Printing & Stationery	1,835	16,026
Repairs & Maintenance	5,133	
Software License	19,551	33,517
Teaching remuneration	6,00,000	5,70,484
Tea Expenses	3,130	8,510
Training & Development Prog for Incubatees	-	1,500
Depreciation	4,39,103	4,37,350
Web Designing / Web maintenance	3,107	-
Wings to Vision	1,00,339	1,44,236
Total Expenses	18,46,870	19,58,920
Deficit for the year	17,96,170	18,55,857

As per our Report of even date
For B.K.Khare & Co.
Chartered Accountants


(Shirish Rahalkar) M.N.111212
Partner
Firm Reg.No. 105102W
Mumbai Dated : 29/08/2021





Dr. Harish Kumar S. Purohit
Director
Mumbai Dated : 29/08/2021



Dr. Harish