

PARLE TILAK VIDYALAYA ASSOCIATION

PTVA's Institute of Management

SIGNIFICANT ACCOUNTING POLICIES

1. BASIS OF ACCOUNTING

The financial statements are prepared under the historical cost convention, on CASH basis of accounting and in accordance with accounting principles generally accepted in India and comply with Accounting Standards issued by the Institute of Chartered Accountants of India (ICAI).

2. RECOGNITION OF INCOME/EXPENDITURE

The Institute generally follows cash system of accounting and recognizes significant items of Income and Expenditure on cash basis. Tuition Fees, Development Fees and other fees are apportioned over the academic year. The net surplus or deficit is incorporated in the Income & Expenditure Account of the Parle Tilak Vidyalyaya Association Trust in the same year.

3. FIXED ASSETS

Fixed assets are capitalized in the year of purchase or completion and are stated at the cost of acquisition less Depreciation.

4. DEPRECIATION

Depreciation on the assets is provided at the following rates on Straight line Basis.

Building	2.5%
Computer	25 %
Furniture & Fixtures	10 %
Books	25 %
Equipment	10 %
Intangible Assets	25%

5. INVESTMENTS:

Investments are stated at Cost plus income due.

6. Figures in respect of previous years have been regrouped wherever necessary.

Place : Mumbai

Date: 12/09/2019



Dr. Harish Kumar S. Purohit
Director

smp

PARLE TILAK VIDYALAYA ASSOCIATION

PTVA'S INSTITUTE OF MANAGEMENT

BALANCE SHEET AS AT 31ST MARCH 2019

As at 31.03.2018 ₹	Liabilities	Sch	As at 31.03.2019 ₹	As at 31.03.2018 ₹	Assets	Sch	As at 31.03.2019 ₹
	Parle Tilak Vidyalaya Association				Fixed Assets	1	
228,52,304	Opening Balance		206,19,316		PTVAIM		
19,98,155	Add: received during the year		38,56,446	559,23,078	Gross Block		570,54,808
248,50,459			244,75,762	354,04,234	less : depreciation		391,87,181
42,31,143	less: deficit during the year		22,43,229	205,18,844	Net Block		178,67,627
206,19,316	Closing Balance		222,32,533		COEI		
				-	Gross Block		49,90,414
11,96,410	Caution Money / Deposits from Students	3	13,91,375	-	less : depreciation		2,03,137
				-	Net Block		47,87,277
	Current Liabilities				Investments	2	8,60,239
2,10,725	Duties & Taxes	4	2,96,633	8,07,571			
4,02,386	Sundry Creditors	5	6,83,739		Current Assets		
9,815	Fees payable to students		9,815		Cash Balance		38,662
73,370	Fees payable to University		90,958	8,278	Bank Balance		11,80,965
65,000	Advance fee received		20,000	12,94,964			12,19,627
4,725	Other Liabilities		9,717	13,03,242			
47,909	MSCW Conference		-				
8,13,930			11,10,862				
226,29,657	Total		247,34,770	226,29,657	Total		247,34,770

As per our Report of even date
For B.K.Khare & Co.
Chartered Accountants

(Shirish Rahalkar) M.N.111212
Partner

Firm Reg.No. 105102W
Mumbai Dated : 12/09/2019



(Signature)

Dr. Harish Kumar S. Purohit
Director

Mumbai Dated : 12th September, 2019



SMB

PARLE TILAK VIDYALAYA ASSOCIATION

PTVA'S INSTITUTE OF MANAGEMENT

INCOME AND EXPENDITURE ACCOUNT FOR THE YEAR ENDED 31ST MARCH 2019

2017-18 ₹	EXPENDITURE	Sch	2018-19 ₹	2017-18 ₹	INCOME	Sch	2018-19 ₹
165,30,732	Remuneration to Faculty & others	6	187,26,306	-	Tuition fees		
2,83,300	Affiliation / Statutory Fees		7,65,540	184,06,392	Received from Students		231,66,802
14,78,500	Rem.to Visiting faculty and others	7	13,49,325	36,65,525	Received from Government [Social Welfare Department]		100,25,090
1,82,468	Administrative Expenses	8	1,75,351		Development fees		
16,69,243	Annual Maintenance Contract	9	19,33,089	24,65,395	Received from Students		28,96,428
4,19,896	Student's Development Expenditure	10	4,16,062	1,74,544	Received from Government [Social Welfare Department]		2,94,552
6,26,310	General Expenses	11	7,04,465	2,94,824	Fee Others [Previous Years]		25,091
2,72,631	Miscellaneous Exp	12	3,04,400				
15,989	Conference and Seminar		62,987	250,06,680			364,07,963
1,32,152	Examination Expenses		1,22,753				
15,18,180	Repairs & Maintenance		64,20,959	1,97,429	Bank Interest		1,08,692
28,090	Brochure		28,279	1,58,753	Miscellaneous Income	13	2,53,799
2,98,163	Advertisement		2,24,404	3,56,182			3,62,491
7,43,381	Library Expenses		7,02,267				
1,04,190	Computer Peripherals		72,915				
14,750	Audit Fees		29,500	30,34,813	3 yrs Part time Prog Surplus	14	33,30,264
22,90,036	Electricity		24,54,468	30,34,813			33,30,264
-	Audit Expenses		1,23,257				
2,25,719	Printing & Stationery		1,88,236				
-	NAAC Accreditation		3,01,733				
58,300	Placement Expenses		42,427				
-	Research Activities		13,700				
37,430	Development Expenses		42,504				
12,650	Membership fees - professional org.		5,900				
38,43,502	Depreciation		37,82,947				
8,40,000	Usage charges paid to PTVA		10,80,000				
7,31,052	Security Expenses		7,42,302	42,31,143	Excess of Expenditure over Income		22,43,229
323,56,664			408,16,076				
2,72,154	Innovation expenses (COEI) Net	15	15,27,871				
326,28,818	Total		423,43,947	326,28,818	Total		423,43,947

As per our Report of even date
For B.K.Khare & Co.
Chartered Accountants

(Signature)
(Shirish Rahalkar) M.N.111212
Partner
Firm Reg.No. 105102W
Mumbai Dated : 12/09/2019



(Signature)
Dr.Harish Kumar S. Purohit
Director
Mumbai Dated : 12th September, 2019
(Signature)



PTVA's Institute of Management

Fixed Assets

Schedule 1

PTVAIM

Particulars	Rate of depn	Gross Block			Depreciation			Net Block	
		Opening balance as on 01/04/2018	Additions during the year	Closing balance as on 31/03/2019	Balance as on 01/04/2018	Depreciated on during the year	Total as on 31/03/2019	Closing balance as on 31/03/2019	Closing balance as on 31/03/2018
	₹	₹	₹	₹	₹	₹	₹	₹	₹
Books	25%	36,64,975	1,44,220	38,09,195	31,85,434	2,25,184	34,10,618	3,98,577	4,79,541
Building	2.5%	182,21,477	-	182,21,477	39,86,838	4,55,537	44,42,375	137,79,102	142,34,639
computers	25%	34,31,065	-	34,31,065	34,31,065	0	34,31,065	-	-
equipments	10%	92,65,550	1,89,980	94,55,530	71,16,572	9,38,801	80,55,373	14,00,157	21,48,978
furniture	10%	200,54,844	1,29,977	201,84,821	166,15,346	20,14,146	186,29,492	15,55,329	34,39,498
Software	25%	12,85,167	4,18,388	17,03,555	10,68,979	1,24,362	11,93,341	5,10,214	2,16,188
Solar System	10%	-	2,49,165	2,49,165	-	24,917	24,917	2,24,248	-
TOTAL		559,23,078	11,31,730	570,54,808	354,04,234	37,82,947	391,87,181	178,67,627	205,18,844
Previous Year		548,82,267	10,40,811	559,23,078	315,60,733	38,43,502	354,04,234	205,18,844	233,21,534

Fixed Assets

COEI

Particulars	Rate of depn	Gross Block			Depreciation			Net Block	
		Opening balance as on 01/04/2018	Additions during the year	Closing balance as on 31/03/2019	Balance as on 01/04/2018	Depreciated on during the year	Total as on 31/03/2019	Closing balance as on 31/03/2019	Closing balance as on 31/03/2018
	₹	₹	₹	₹	₹	₹	₹	₹	₹
Books	25%		-	0				-	
Building	2.5%		15,33,182	15,33,182	0	19,165	19,165	15,14,017	
computers	25%		13,500	13,500	0	3,375	3,375	10,125	
equipments	10%		3,90,029	3,90,029	0	21,796	21,796	3,68,233	
furniture	10%		30,53,703	30,53,703	0	1,58,801	1,58,801	28,94,902	
Software	25%		-	0			0	-	
TOTAL		0	49,90,414	49,90,414	0	2,03,137	2,03,137	47,87,277	0

As per our Report of even date

For B.K.Khare & Co.
Chartered Accountants

Shirish Rahalkar
(Shirish Rahalkar) M.N.111212
Partner

Firm Reg.No. 105102W
Mumbai Dated : 12/09/2019



Dr. Harish Kumar S. Purohit

Dr. Harish Kumar S. Purohit
Director

Mumbai Dated : 12th September, 2019
smp



PTVA's Institute of Management

Amount in ₹

Investments

Schedule - 2

Particulars	as on 31/03/19	as on 31/03/18
Fixed Deposit with Union Bank of India	7,02,233	7,02,233
Interest accrued on Fixed Deposit	1,58,006	1,05,338
Total	8,60,239	8,07,571

Caution Money / Deposits from Students

Schedule - 3

Particulars	as on 31/03/19	as on 31/03/18
Caution Money 2015-2017	8,000	6,000
Caution Money 2016-2018	2,000	52,000
Caution Money 2017-2019	59,500	59,500
Caution Money 2018-2020	59,500	-
Caution Money (PT 2015-18)	10,500	17,500
Caution Money (PT 2016-19)	23,000	23,000
Caution Money (PT 2017-20)	26,000	26,000
Caution Money (PT 2018-21)	21,500	-
Library Deposit 2015-2017	-	26,000
Library Deposit 2016-2018	65,500	2,10,500
Library Deposit 2017-2019	2,38,000	2,38,000
Library Deposit 2018-2020	2,38,000	-
Library Deposit (PT 2014-17)	-	20,000
Library Deposit (PT 2015-18)	-	68,000
Library Deposit (PT 2016-19)	92,000	92,000
Library Deposit (PT 2017-20)	1,04,000	1,04,000
Library Deposit (PT 2018-21)	86,000	-
Locker Deposit 2012-2014	3,000	3,000
Locker Deposit 2013-2015	1,000	1,000
Locker Deposit 2014-2016	500	500
Locker Deposit 2015-2017	4,500	5,000
Locker Deposit 2016-2018	7,000	500
Locker Deposit 2017-2019	7,500	4,500
Locker Deposit 2015-2018 (Part Time)	500	500
Incubee Deposit	10,000	-
Students Aid Fund	3,23,875	2,38,910
Total	13,91,375	11,96,410

As per our Report of even date
For B.K.Khare & Co.
Chartered Accountants

(Shirish Rahalkar) M.N.111212
Partner
Firm Reg.No. 105102W
Mumbai Dated : 12/09/2019



(Signature)

Dr. Harish Kumar S. Purohit
Director

Mumbai Dated : 12th September, 2019



(Signature)

PTVA's Institute of Management

Amount in ₹

Duties & Taxes

Schedule -4

Particulars	as on 31/03/19	as on 31/03/18
Employee Provident Fund	14,880	4,320
Professional Tax	21,175	20,775
TDS payable	2,60,578	1,85,630
Total	2,96,633	2,10,725

Sundry Creditors

Schedule - 5

Particulars	as on 31/03/19	as on 31/03/18
Advances to staff	(26,368)	-
Visiting Faculty	13,296	-
Retention Money	6,96,811	4,02,386
Total	6,83,739	4,02,386

Teaching and Administrative Salaries

Schedule - 6

Particulars	as on 31/03/19	as on 31/03/18
Salary - Director	34,68,921	32,62,638
Salaries - Core Faculty	100,96,379	92,56,198
Salaries - Administrative	28,49,173	21,75,152
Salaries - Library Staff	9,98,665	7,19,568
Salaries - Peons	10,86,034	9,91,031
Admin Charges PF	6,432	-
Provident Fund	2,20,702	1,26,145
Total	187,26,306	165,30,732

Remuneration to Visiting Faculties & others


Schedule - 7

Particulars	as on 31/03/19	as on 31/03/18
Guest Faculty	59,600	17,500
Visiting Faculty	12,89,725	14,61,000
Total	13,49,325	14,78,500

As per our Report of even date

For B.K.Khare & Co.

Chartered Accountants


(Shirish Rahalkar) M.N.111212
Partner

Firm Reg.No. 105102W

Mumbai Dated : 12/09/2019





Dr. Harish Kumar S. Purohit
Director

Mumbai Dated : 12th September, 2019





Administrative Expenses

Schedule - 8

Particulars	as on 31/03/19	as on 31/03/18
Internet Charges	1,12,742	1,02,604
Telephone	62,609	79,864
Total	1,75,351	1,82,468

Annual Maintenance Contract

Schedule - 09

Particulars	as on 31/03/19	as on 31/03/18
Airconditioning machines	4,69,547	4,57,015
Aquaguard	7,995	7,995
Biometric Machine	-	6,990
CCTV	-	66,867
Computer Maintenance Exp	2,24,790	2,30,432
EPABX AMC	10,384	10,041
Exam and Admission - Attendance Module	13,500	13,500
Fire Alarm and Smoke Detection System	49,560	-
Fire Extinguishers	11,977	13,216
Lift Maintenance	1,72,724	79,294
Pest Control AMC	20,000	20,000
Housekeeping	6,70,281	5,38,077
Photocopier machine	-	19,381
Slim 21 [Library]	27,435	24,780
Software (lincense)	1,10,265	1,10,265
Software (SPSS)	47,045	-
Web Maintenance	97,586	71,390
	19,33,089	16,69,243

Student Development Expenditure

Schedule - 10

Particulars	as on 31/03/19	as on 31/03/18
Counselling Expenditure	15,000	
Degree Distribution Ceremony	22,324	43,842
Student Development Expenses	23,910	22,014
Orientation Programme	66,769	70,094
Sanitary Napkin Machine Exp	-	120
Summer Project Evaluation	2,17,285	90,726
Women Development Cell	-	8,005
Interview Clinic	-	1,10,095
Prism Square	55,419	2,000
Project Guidance	-	73,000
PTVAIM Alumni Association Registration	15,355	
Grand Total	4,16,062	4,19,896

As per our Report of even date

For B.K.Khare & Co.

Chartered Accountants

(Shirish Rāhalkar) M.N.111212

Partner

Firm Reg.No. 105102W

Mumbai Dated : 12/09/2019



Dr. Harish Kumar S. Purohit
Director

Mumbai Dated : 12th September, 2019



SMP

PTVA's Institute of Management


Amount in ₹

General Expenses

Schedule - 11

Particulars	as on 31/03/19	as on 31/03/18
Bank Charges	4,039	2,522
Blood Donation Drive	4,179	-
Conveyance	2,82,184	3,17,606
Courier / Postage	6,330	8,539
Development prog for nonteaching staff	1,000	-
Guest Faculty Expenses	8,428	11,560
ID Cards	3,271	4,731
Insurance	47,138	45,734
Inerest	1,080	3,613
Medical Expenses (Sick Room)	3,204	569
Meeting Expenses	32,443	33,438
Monsoon shed	200	-
Professional Fees	1,24,590	13,266
Recruitment of staff	41,030	40,835
Refreshment Expenses	1,158	-
Reimbursement of Medical Expenses	1,250	15,000
Shipping / Transporation charges	-	180
Softwares	57,648	67,598
Signages Expenses	-	9,135
Staff Welfare	49,586	19,509
Staff Insurance	35,657	30,595
Verification of documents - staff	-	800
Wet Waste Management	50	1,080
Total	7,04,465	6,26,310


As per our Report of even date
For B.K.Khare & Co.
Chartered Accountants


(Shirish Rahalkar) M.N.111212
Partner
Firm Reg.No. 105102W
Mumbai Dated : 12/09/2019





Dr.Harish Kumar S. Purohit
Director
Mumbai Dated : 12th September,2019



smp

PTVA's Institute of Management

Amount in ₹

Miscellaneous Expenses

Schedule - 12

Particulars	as on 31/03/19	as on 31/03/18
Alumini Meet	79,709	51,352
Celebrations	8,990	3,910
Gardening work	17,770	6,680
Local Inquiry Visit Exp	16,240	21,710
Miscellaneous Expenses	35,067	63,735
Tea Expenses	1,26,624	1,25,144
University Late fee	20,000	100
Total	3,04,400	2,72,631

Miscellaneous Income

Schedule - 13

Particulars	as on 31/03/19	as on 31/03/18
Admission Cancellation Charges	4,000	5,000
Charges for Re-examination	12,680	11,450
Computer lab	11,543	12,881
Fines and other receipts	17,175	22,765
Sale of scrap	17,485	8,446
Sundry income	37,229	72,758
Transcript & Document Verification	29,000	16,400
Transference certificate	100	200
Photocopy Machine Collection	7,388	2,753
Duplicate Library Cards	200	280
Revaluation charges	2,330	510
Digital marketing	14,200	
Navdhara	77,922	
University Examination Centre	22,547	5,310
Total	2,53,799	1,58,753

As per our Report of even date

For B.K.Khare & Co.

Chartered Accountants

Rahalkar

(Shirish Rahalkar) M.N.111212

Partner

Firm Reg.No. 105102W

Mumbai Dated : 12/09/2019



Dr. Harish Kumar S. Purohit

Dr. Harish Kumar S. Purohit

Director

Mumbai Dated : 12th September, 2019




SMP

PTVA's Institute of Management

Amount in ₹
Schedule - 14

3 years Part time Programme	as on 31/03/19	as on 31/03/18
Income		
Tuition Fees	45,54,327	41,03,730
Admission Cancellation Charges	3,000	-
Examination fees	2,74,500	2,50,000
University Examination Fees	1,850	36,960
Library Fine	6,380	4,675
Re-examination Fees	26,900	12,680
Revaluation charges	4,120	-
Sale of brochure	27,500	27,500
Misc income	620	-
Verification of documents	-	2,000
Total Income	48,99,197	44,37,545
Expenses		
Honorarium to visiting faculty	12,05,566	10,46,720
Convocation exp	6,750	-
Extn of Affiliation	2,25,000	2,25,000
Yuva Raksha Group Insurance	639	3,904
I D Cards	1,142	1,425
Advertisement / promotion	64,298	84,338
Uniniversity Exam fees	35,640	-
University Re-exam fee	-	14,940
Misc Exp	3,382	10,400
Examination expenses	26,516	16,005
Total Expenses	15,68,933	14,02,732
Surplus/Deficit for the year	33,30,264	30,34,813

As per our Report of even date
For B.K.Khare & Co.
Chartered Accountants

(Shirish Rahalkar) M.N.111212
Partner
Firm Reg.No. 105102W
Mumbai Dated : 12/09/2019





Dr. Harish Kumar S. Purohit
Director

Mumbai Dated : 12th September, 2019



Centre for Entrepreneurship & Innovation (COEI)	as on 31/03/19	as on 31/03/18
Income		
Facility Fee	28,000	-
Total Income	28,000	-
Expenses		
Teaching remuneration	3,90,000	
Consultancy charges	1,38,667	
Guest Faculty Expenses	1,937	
Administrative Expenses	5,756	
Administrative Salaries	2,84,387	
Annual Maintenance contract	1,118	
Conference & Seminar	1,28,305	
Depreciation	2,03,137	
General Expenses	1,46,408	
Miscellaneous Expenses	13,424	
Printing & Stationery	26,474	
Brochure	8,730	
Computer Peripherals	4,500	
Web Designing	2,232	
Wings to Vision	2,00,796	2,72,154
Total Expenses	15,55,871	2,72,154
Deficit for the year	15,27,871	2,72,154

As per our Report of even date
For B.K.Khare & Co.
Chartered Accountants


(Shirish Rahalkar) M.N.111212
Partner
Firm Reg.No. 105102W
Mumbai Dated : 12/09/2019





Dr. Harish Kumar S. Purohit
Director
Mumbai Dated : 12th September, 2019



SMP

PARLE TILAK VIDYALAYA ASSOCIATION

PTVA's Institute of Management

SIGNIFICANT ACCOUNTING POLICIES

1. BASIS OF ACCOUNTING

The financial statements are prepared under the historical cost convention, on CASH basis of accounting and in accordance with accounting principles generally accepted in India and comply with Accounting Standards issued by the Institute of Chartered Accountants of India (ICAI).

2. RECOGNITION OF INCOME/EXPENDITURE

The Institute generally follows cash system of accounting and recognizes significant items of Income and Expenditure on cash basis. Tuition Fees, Development Fees and other fees are apportioned over the academic year. The net surplus or deficit is incorporated in the Income & Expenditure Account of the Parle Tilak Vidyalaya Association Trust in the same year.

3. BASIS OF APPORTIONMENT OF EXPENSES:

i) Direct Expenses:

PTVA's Institute of Management runs full time course, Master of Management Studies (MMS) and Part Time courses. The expenses exclusively spent on either of the above courses and directly attributable have been charged to that particular course.

ii) Common Expenses:

- a. The students of MMS courses are on the premise, nearly all the time of the week. Consequently, they demand far greater attention and monitoring from the faculties, in terms of interaction, assessment and activities. As opposed to this, the faculties have minimum contact time with the part time students. Being employed elsewhere, they seldom spend any time on the premise, except for lectures. Hence, of the expenditure spent on the faculty, and salaries of admin staff, 92.5% is allocated to the MMS course and balance to part time.
- b. Remaining common expenses have been apportioned on the basis of the revenue earned by the institute from the respective streams. Since the proportion of revenue from the part time course is approximately 13% as opposed to 87% of the MMS course, this basis has been taken for segregating the expenses.



Director
PTVA's Institute of Management
Chitrakar Ketkar Marg,
Behind M. L. Dahanukar College,
Vile Parle (E), Mumbai - 400 057.



4. **FIXED ASSETS**

Fixed assets are capitalized in the year of purchase or completion and are stated at the cost of acquisition less Depreciation.

5. **DEPRECIATION**

Depreciation on the assets is provided at the following rates on Straight line Basis.

Building	2.5%
Computer	25 %
Furniture & Fixtures	10 %
Books	25 %
Equipment	10 %
Intangible Assets	25%

6. **INVESTMENTS:**

Investments are stated at Cost plus income due.

7. Figures in respect of previous years have been regrouped wherever necessary.

Place : Mumbai
Date: 11/10/2020


Dr. Harish Kumar S. Purohit
Director

SMF
- 20/11/20



Director
PTVA's Institute of Management
Chitrakar Ketkar Marg,
Behind M. L. Dahanukar College,
Vile Parle (E), Mumbai - 400 057.

SMF
- 20/11/20

PARLE TILAK VIDYALAYA ASSOCIATION

PTVA'S INSTITUTE OF MANAGEMENT

BALANCE SHEET AS AT 31ST MARCH 2020

As at 31.03.2019 ₹	Liabilities	Sch	As at 31.03.2020 ₹	As at 31.03.2019 ₹	Assets	Sch	As at 31.03.2020 ₹
206,19,316	Parle Tilak Vidyalyaya Association Opening Balance		222,32,533		Fixed Assets	1	
38,56,446	Add: received during the year		50,00,000	570,54,808	PTVAIM		
-	Add: Payable towards rent & Interest		11,04,045		Gross Block		572,47,608
244,75,762			283,36,578	391,87,181	less : depreciation		413,56,708
22,43,229	less: deficit during the year		4,30,612	178,67,627	Net Block		158,90,900
222,32,533	Closing Balance		279,05,966		COEI		
				49,90,414	Gross Block		52,02,514
13,91,375	Caution Money / Deposits from Students	3	14,74,875	2,03,137	less : depreciation		6,40,487
				47,87,277	Net Block		45,62,027
	Current Liabilities				Investments	2	91,36,245
2,96,633	Duties & Taxes	4	2,48,176	8,60,239			
6,83,739	Sundry Creditors	5	4,01,563		Current Assets		
9,815	Fees payable to students		1,39,873		Deposits		1,200
90,958	Fees payavble to University		1,75,767	-	Receivable from University		5,581
20,000	Advance fee received		87,099	-	Cash Balance		17,845
9,717	Other Liabilities		5,825	38,662	Bank Balance		8,25,346
11,10,862			10,58,303	11,80,965			8,49,972
				12,19,627			
247,34,770	Total		304,39,144	247,34,770	Total		304,39,144

As per our Report of even date
For B.K.Khare & Co.
Chartered Accountants


Rahalkar



[Signature]

Dr. Harish Kumar S. Purohit
Director
Mumbai Dated : 11/10/2020

Harish smp



(Shri) Rahalkar) M.N.111212
Partner
Firm Reg.No. 105102W
Mumbai Dated : 11/10/2020

PARLE TILAK VIDYALAYA ASSOCIATION

PTVA'S INSTITUTE OF MANAGEMENT

INCOME AND EXPENDITURE ACCOUNT FOR THE YEAR ENDED 31ST MARCH 2020

2018-19 ₹	EXPENDITURE	Sch	2019-20 ₹	2018-19 ₹	INCOME	Sch	2019-20 ₹
	MMS Course						
173,21,833	Remuneration to Faculty & others	6	210,50,779	-	Tuition fees		
7,65,540	Affiliation / Statutory Fees		2,33,100	231,66,802	Received from Students		225,37,130
13,49,325	Rem.to Visiting faculty and others	7	9,93,350	100,25,090	Received from Government [Social Welfare Department]		95,72,341
1,52,555	Administrative Expenses	8	1,26,858		Development fees		
16,81,787	Annual Maintenance Contract	9	9,99,097	28,96,428	Received from Students		28,22,913
4,00,328	Student's Development Expenditure	10	3,62,788	2,94,552	Received from Government [Social Welfare Department]		3,33,553
6,16,367	General Expenses	11	6,18,009	25,091	Fee Others [Previous Years]		72,647
2,71,988	Miscellaneous Exp	12	3,13,751				
62,987	Conference and Seminar		61,924	364,07,963			353,38,584
1,22,753	Examination Expenses		65,177				
55,86,234	Repairs & Maintenance		19,46,515	94,562	Bank Interest		6,41,196
24,603	Brochure		7,649	2,38,935	Miscellaneous Income	13	3,12,231
2,24,404	Advertisement		1,53,353	3,33,497			9,53,427
6,10,972	Library Expenses		3,16,281				
63,436	Computer Peripherails		79,474	(3,02,203)	3 yrs Part time Prog Surplus	14	4,27,388
25,665	Audit Fees		25,665	(3,02,203)			4,27,388
21,68,915	Electricity		22,36,808				
23,257	ISO Audit		12,476				
1,63,765	Printing & Stationery		1,47,431				
3,01,733	NAAC Accreditation		5,05,496				
42,427	Placement Expenses		2,01,123				
11,919	Research Activities		3,98,835				
39,722	Development Expenses		1,22,514				
5,133	Membership fees - professional org.		5,646				
-	MBA in Innovation, Entrepreneurship & Venture Devp		2,05,000				
-	Research Centre Proposal Fees (Ph.D.)		2,50,000				
-	Saksham Project		5,775				
-	Softwares		1,67,433				
32,91,164	Depreciation		18,87,488				
10,80,000	Usage charges paid to PTVA		10,80,000				
6,45,803	Security Expenses		7,14,359	22,43,229	Excess of Expenditure over Income		4,30,612
371,54,615			352,94,154				
15,27,871	COEI	15	18,55,857				
386,82,486	Total		371,50,011	386,82,486	Total		371,50,011

As per our Report of even date
For B.K.Khare & Co.
Chartered Accountants

Rahalkar



(Shirish Rahalkar) M.N.111212
Partner
Firm Reg.No. 105102W
Mumbai Dated : 11/10/2020

Dr. Harish Kumar S. Purohit

Dr. Harish Kumar S. Purohit
Director
Mumbai Dated : 11/10/2020

Harish smp



PTVA's Institute of Management

Schedule 1

Fixed Assets

PTVAIM

Particulars	Rate of depn	Gross Block			Depreciation			Net Block	
		Opening balance as on 01/04/2019	Additions during the year	Closing balance as on 31/03/2020	Balance as on 01/04/2019	Depreciated on during the year	Total as on 31/03/2020	Closing balance as on 31/03/2020	Closing balance as on 31/03/2019
	₹	₹	₹	₹	₹	₹	₹	₹	₹
Books	25%	38,09,195	9,559	38,18,754	34,10,618	2,35,440	36,46,058	1,72,696	3,98,577
Building	2.5%	182,21,477	-	182,21,477	44,42,375	4,55,537	48,97,912	133,23,565	137,79,102
computers	25%	34,31,065	10,000	34,41,065	34,31,065	1,250	34,32,315	8,750	-
equipments	10%	94,55,530	1,64,531	96,20,061	80,55,373	4,26,222	84,81,595	11,38,466	14,00,157
furniture	10%	201,84,821	8,710	201,93,531	186,29,492	8,49,501	194,78,993	7,14,538	15,55,329
Software	25%	17,03,555	-	17,03,555	11,93,341	1,76,660	13,70,001	3,33,554	5,10,214
Solar System	10%	2,49,165	-	2,49,165	24,917	24,917	49,834	1,99,331	2,24,248
TOTAL		570,54,808	1,92,800	572,47,608	391,87,181	21,69,527	413,56,708	158,90,900	178,67,627
Previous Year		559,23,078	11,31,730	570,54,808	354,04,234	37,82,947	391,87,181	178,67,627	205,18,844

Depreciation for MMS is Rs. 18,87,488/- which is 87% of total Rs. 21,69,527/-

Depreciation for Part Time courses is Rs.2,82,039/- which is 13% of total Rs. 21,69,527/-

Fixed Assets

COEI

Particulars	Rate of depn	Gross Block			Depreciation			Net Block	
		Opening balance as on 01/04/2019	Additions during the year	Closing balance as on 31/03/2020	Balance as on 01/04/2019	Depreciated on during the year	Total as on 31/03/2020	Closing balance as on 31/03/2020	Closing balance as on 31/03/2019
	₹	₹	₹	₹	₹	₹	₹	₹	₹
Building	2.5%	15,33,182	-	15,33,182	19,165	38,330	57,495	14,75,687	15,14,017
computers	25%	13,500	1,49,100	1,62,600	3,375	40,650	44,025	1,18,575	10,125
equipments	10%	3,90,029	-	3,90,029	21,796	37,250	59,046	3,30,983	3,68,233
furniture	10%	30,53,703	-	30,53,703	1,58,801	3,05,370	4,64,171	25,89,532	28,94,902
Software	25%	0	63,000	63,000	0	15,750	15,750	47,250	-
TOTAL		49,90,414	2,12,100	52,02,514	2,03,137	4,37,350	6,40,487	45,62,027	47,87,277
Previous Year		0	49,90,414	49,90,414	0	2,03,137	2,03,137	47,87,277	-

As per our Report of even date

For B.K.Khare & Co.

Chartered Accountants

Rahalkar



(Shirish Rahalkar) M.N.111212

Partner

Firm Reg.No. 105102W

Mumbai Dated : 11/10/2020

Dr. Harish Kumar S. Purohit

Dr. Harish Kumar S. Purohit
Director

Mumbai Dated : 11/10/2020

Dr. H.S. Smt



Investments

Particulars	as on 31/03/20	as on 31/03/19
Fixed Deposit with Union Bank of India	7,02,233	7,02,233
Interest accrued on Fixed Deposit	2,34,012	1,58,006
Short Term FD with Union Bank of India	82,00,000	-
Total	91,36,245	8,60,239

Caution Money / Deposits from Students

Schedule - 3

Particulars	as on 31/03/20	as on 31/03/19
Caution Money 2015-2017	7,000	8,000
Caution Money 2016-2018	9,500	2,000
Caution Money 2017-2019	8,000	59,500
Caution Money 2018-2020	59,500	59,500
Caution Money 2019-2021	58,000	-
Caution Money (PT 2015-18)	10,500	10,500
Caution Money (PT 2016-19)	14,500	23,000
Caution Money (PT 2017-20)	26,000	26,000
Caution Money (PT 2018-21)	21,500	21,500
Caution Money (PT 2019-22)	19,000	-
Library Deposit 2016-2018	38,000	65,500
Library Deposit 2017-2019	32,000	2,38,000
Library Deposit 2018-2020	2,38,000	2,38,000
Library Deposit 2019-2021	2,32,000	-
Library Deposit (PT 2015-18)	4,000	-
Library Deposit (PT 2016-19)	58,000	92,000
Library Deposit (PT 2017-20)	1,04,000	1,04,000
Library Deposit (PT 2018-21)	84,000	86,000
Library Deposit (PT 2019-22)	76,000	-
Locker Deposit 2012-2014	3,000	3,000
Locker Deposit 2013-2015	1,000	1,000
Locker Deposit 2014-2016	500	500
Locker Deposit 2015-2017	4,500	4,500
Locker Deposit 2016-2018	-	7,000
Locker Deposit 2017-2019	2,000	7,500
Locker Deposit 2018-2020	7,500	-
Locker Deposit 2019-2021	3,500	-
Locker Deposit 2015-2018 (Part Time)	500	500
Incubee Deposit	35,000	10,000
Students Aid Fund	3,17,875	3,23,875
Total	14,74,875	13,91,375

As per our Report of even date
For B.K.Khare & Co.
Chartered Accountants

Rahalkar



Dr. Harish Kumar S. Purohit

(Shirish Rahalkar) M.N.111212
Partner
Firm Reg.No. 105102W
Mumbai Dated : 11/10/2020

Dr. Harish Kumar S. Purohit
Director
Mumbai Dated : 11/10/2020

Rahalkar *SM*



PTVA's Institute of Management

Amount in ₹

Duties & Taxes

Schedule -4

Particulars	as on 31/03/20	as on 31/03/19
Employee Provident Fund	20,520	14,880
Professional Tax	22,975	21,175
TDS payable	2,04,681	2,60,578
Total	2,48,176	2,96,633

Sundry Creditors

Schedule - 5

Particulars	as on 31/03/20	as on 31/03/19
Advances to staff	-	(26,368)
Visiting Faculty	1,296	13,296
Retention Money	4,00,267	6,96,811
Total	4,01,563	6,83,739

Teaching and Administrative Salaries

Schedule - 6

Particulars	as on 31/03/20	as on 31/03/19
Salary - Director	33,75,868	32,08,752
Salaries - Core Faculty	125,61,245	93,39,151
Salaries - Administrative	26,62,202	26,35,485
Salaries - Library Staff	10,81,100	9,23,765
Salaries - Peons	11,46,355	10,04,581
Admin Charges PF	8,615	5,950
Provident Fund	2,15,394	2,04,149
Total	210,50,779	173,21,833

Remuneration to Visiting Faculties & others

Schedule - 7

Particulars	as on 31/03/20	as on 31/03/19
Guest Faculty	38,000	59,600
Visiting Faculty	9,55,350	12,89,725
Total	9,93,350	13,49,325

As per our Report of even date

For B.K.Khare & Co.

Chartered Accountants

Rahalkar



(Shirish Rahalkar) M.N.111212

Partner

Firm Reg.No. 105102W

Mumbai Dated : 11/10/2020

[Signature]

Dr.Harish Kumar S. Purohit

Director

Mumbai Dated : 11/10/2020

prohit smp



Administrative Expenses

Schedule - 8

Particulars	as on 31/03/20	as on 31/03/19
Internet Charges	81,678	98,086
Telephone	45,180	54,470
Total	1,26,858	1,52,556

Annual Maintenance Contract

Schedule - 09

Particulars	as on 31/03/20	as on 31/03/19
Airconditioning machines	4,20,954	4,08,506
Aquaguard	6,418	6,956
Biometric Machine	3,080	-
CCTV	41,064	-
Computer Maintenance Exp	2,18,974	1,95,567
EPABX AMC	9,035	9,034
Exam and Admission - Attendance Module	11,745	11,745
Fire Alarm and Smoke Detection System	43,117	43,117
Fire Extinguishers	10,420	10,420
Lift Maintenance	81,036	1,50,270
Pest Control AMC	20,880	17,400
Housekeeping	-	5,83,144
Slim 21 [Library]	23,868	23,868
Software (lincense)	-	95,931
Software (SPSS)	-	40,929
Web Maintenance	1,08,506	84,900
	9,99,097	16,81,787

Student Development Expenditure

Schedule - 10

Particulars	as on 31/03/20	as on 31/03/19
Counselling Expenditure	17,400	13,050
Degree Distribution Ceremony	42,131	22,324
English Language Lab	2,053	-
NavDhara 2019	59,592	-
Student Development Expenses	8,890	20,802
Orientation Programme	78,830	58,089
MMS Sem III & IV Vivas	85,529	-
Summer Project Evaluation	-	2,17,285
Women Development Cell	3,972	-
Prism Square	-	55,419
Project Guidance	24,000	-
PTVAIM Alumni Association Registration	40,391	13,359
Grand Total	3,62,788	4,00,328

As per our Report of even date
For B.K.Khare & Co.
Chartered Accountants

Shirish Rahalkar



(Shirish Rahalkar) M.N.111212
Partner
Firm Reg.No. 105102W
Mumbai Dated : 11/10/2020

Dr. Harish Kumar S. Purohit

Dr. Harish Kumar S. Purohit
Director
Mumbai Dated : 11/10/2020

Dr. Harish Kumar S. Purohit



PTVA's Institute of Management

Amount in ₹

General Expenses

Schedule - 11

Particulars	as on 31/03/20	as on 31/03/19
Bank Charges	7,097	3,514
Blood Donation Drive	8,498	3,636
Conveyance	2,36,615	2,45,500
Courier / Postage	4,695	5,507
Development prog for nonteaching staff	-	870
Guest Faculty Expenses	6,617	8,428
ID Cards	-	3,271
Insurance	52,853	41,010
Inerest	483	940
Medical Expenses (Sick Room)	1,231	2,787
Meeting Expenses	41,241	28,225
Monsoon shed	10,159	174
Professional Fees	33,878	1,08,393
Recruitment of staff	1,06,957	35,697
Refreshment Expenses	-	1,007
Reimbursement of Medical Expenses	-	1,088
Cultural Week	5,085	-
Softwares	7,089	50,154
Signages Expenses	-	-
Staff Welfare	51,294	43,140
Staff Insurance	44,174	32,983
Wet Waste Management	43	44
Total	6,18,009	6,16,368

As per our Report of even date
For B.K.Khare & Co.
Chartered Accountants

Rahalkar



(Shirish Rahalkar) M.N.111212
Partner
Firm Reg.No. 105102W
Mumbai Dated : 11/10/2020

Harish

Dr.Harish Kumar S. Purohit
Director
Mumbai Dated : 11/10/2020

Harish SMP



Miscellaneous Expenses

Particulars	as on 31/03/20	as on 31/03/19
Alumini Meet	62,531	69,347
Celebrations	3,845	7,821
Gardening work	27,910	15,460
Local Inquiry Visit Exp	28,283	14,129
Miscellaneous Expenses	62,248	35,067
Tea Expenses	1,25,634	1,10,164
Auditorium Expenses	3,300	-
University Late fee	-	20,000
Total	3,13,751	2,71,988

Miscellaneous Income

Particulars	as on 31/03/20	as on 31/03/19
Admission Cancellation Charges	7,000	4,000
Charges for Re-examination	16,730	12,680
Computer lab	8,933	10,042
Fines and other receipts	8,600	17,175
Sale of scrap	10,802	15,212
Sundry income	1,35,894	37,229
Transcript & Document Verification	23,000	29,000
Transference certificate	100	100
Photocopy Machine Collection	10,796	6,428
Duplicate Library Cards	100	200
Revaluation charges	3,205	2,330
Digital marketing	49,000	14,200
Navdhara 2019	-	67,792
Navdhara Bazaarhaat 2020	27,097	-
University Examination Centre	10,974	22,547
Total	3,12,231	2,38,935

As per our Report of even date
For B.K.Khare & Co.
Chartered Accountants

Shirish Rahalkar



(Shirish Rahalkar) M.N.111212
Partner
Firm Reg.No. 105102W
Mumbai Dated : 11/10/2020

Dr. Harish Kumar S. Purohit

Dr. Harish Kumar S. Purohit
Director
Mumbai Dated : 11/10/2020



Prakash S.M.P.

3 years Part time Programme	as on 31/03/20	as on 31/03/19
Income		
Tuition Fees	42,84,000	45,54,327
Examination fees	2,83,500	2,74,500
Admission Cancellation Charges	-	3,000
Re-examination Fees	43,120	26,900
Revaluation charges	2,725	4,120
Sale of brochure	22,000	27,500
Bank Interest	95,811	14,130
Computer Lab Income	1,335	1,501
Library Fine	7,535	6,380
Misc income	100	620
Navdhara - Bazaarhaat 2020	4,049	-
Photocopy Machine Collection	1,539	960
Sale of Scrap	1,614	2,273
University Examination Fees	3,415	1,850
Navadhara	-	10,130
Total Income	47,50,743	49,28,191
Expenses		
Honorarium to visiting faculty	6,78,542	12,05,566
Moderation Exp	11,208	-
Examination Exp	13,240	26,516
Orientation Prog	3,700	8,680
Part Time Viva Voce	6,650	-
Revaluation Exp	275	-
Yuva Raksha Group Insurance	570	639
Convocation exp	-	6,750
Extn of Affiliation	2,25,000	2,25,000
Administrative Exp	18,956	22,796
Administrative Salaries	4,14,622	3,87,076
Advertisement / promotion	36,347	64,298
Annual Maintenance Contract	1,50,586	2,51,302
General Expenses	79,194	75,619
Library Expenses	47,261	91,295
Misc Exp	37,086	27,901
Printing & Stationery	22,029	24,471
Repairs & Maintenance	2,90,857	8,34,725
Research Activities	59,597	1,781
Student Development Expenditure	19,435	13,804
Development Expenses	18,307	2,782
Teaching Remuneration	12,92,198	10,17,397
Academic Membership	844	767
Audit Fees	3,835	3,835
Brochure	1,143	3,676
Computer Peripherals	11,876	9,479
Electricity	2,89,842	2,85,553
Insurance	7,898	6,128
Audit Expenses	77,397	-
Security Expenses	1,06,743	96,499
Software	26,078	7,494
Depreciation	2,82,039	4,91,783
I D Cards	-	1,142
Uniniversity Exam fees	-	35,640
AICTE Fees	90,000	-
Total Expenses	43,23,355	52,30,394
Surplus/Deficit for the year	4,27,388	(3,02,203)

As per our Report of even date

For B.K.Khare & Co.

Chartered Accountants

(Shirish Rahalkar) M.N.111212

Partner

Firm Reg.No. 105102W

Mumbai Dated : 11/10/2020

Sahalkar



Dr.Harish Kumar S. Purohit

Director

Mumbai Dated : 11/10/2020

S.K.K. smp



Centre for Entrepreneurship & Innovation (COEI)	as on 31/03/20	as on 31/03/19
Income		
Software & Printing collection	3,262	-
Facility Fee	72,500	28,000
Entrepreneurship Development Programme 2020	27,301	-
Total Income	1,03,063	28,000
Expenses		
Administrative Expenses	27,510	5,756
Administrative Salaries	4,49,319	2,84,387
Annual Maintenance contract	5,171	1,118
Brochure	6,821	8,730
Celebrations	5,980	1,305
Computer Peripherals	22,700	4,500
Conference & Seminar	-	1,28,305
Consultancy charges	1,02,501	1,38,667
Conveyance / Travelling Exp	12,301	48,309
Electrical Work	1,915	-
FDP on Essentials of Entrepreneurship Dec'19	44,749	-
General Expenses	-	90,468
Guest Faculty Expenses	18,932	1,937
Guest Faculty Honorarium	27,155	-
Meeting Expenses	18,793	7,631
Miscellaneous Expenses	3,450	9,145
Printing & Stationery	16,026	26,474
Software License	33,517	-
Teaching remuneration	5,70,484	3,90,000
Tea Expenses	8,510	2,974
Training & Development Prog for Incubatees	1,500	-
Depreciation	4,37,350	2,03,137
Web Designing	-	2,232
Wings to Vision	1,44,236	2,00,796
Total Expenses	19,58,920	15,55,871
Deficit for the year	18,55,857	15,27,871

As per our Report of even date
For B.K.Khare & Co.
Chartered Accountants

Rahalkar




(Shirish Rahalkar) M.N.111212
Partner
Firm Reg.No. 105102W
Mumbai Dated : 11/10/2020

Dr. Harish Kumar S. Purohit

Dr. Harish Kumar S. Purohit
Director
Mumbai Dated : 11/10/2020

Rekinds SPM



PARLE TILAK VIDYALAYA ASSOCIATION

PTVA's Institute of Management

SIGNIFICANT ACCOUNTING POLICIES

1. BASIS OF ACCOUNTING

The financial statements are prepared under the historical cost convention, on CASH basis of accounting and in accordance with accounting principles generally accepted in India and comply with Accounting Standards issued by the Institute of Chartered Accountants of India (ICAI).

2. RECOGNITION OF INCOME/EXPENDITURE

The Institute generally follows cash system of accounting and recognizes significant items of Income and Expenditure on cash basis. Tuition Fees, Development Fees and other fees are apportioned over the academic year. The net surplus or deficit is incorporated in the Income & Expenditure Account of the Parle Tilak Vidyalaya Association Trust in the same year.

3. BASIS OF APPORTIONMENT OF EXPENSES:

i) Direct Expenses:

PTVA's Institute of Management runs full time course, Master of Management Studies (MMS) and Part Time courses. The expenses exclusively spent on either of the above courses and directly attributable have been charged to that particular course.

ii) Common Expenses:

- a. The students of MMS courses are on the premise, nearly all the time of the week. Consequently, they demand far greater attention and monitoring from the faculties, in terms of interaction, assessment and activities. As opposed to this, the faculties have minimum contact time with the part time students. Being employed elsewhere, they seldom spend any time on the premise, except for lectures. Hence, of the expenditure spent on the faculty, and salaries of admin staff, 92.5% is allocated to the MMS course and balance to part time.
- b. Remaining common expenses have been apportioned on the basis of the revenue earned by the institute from the respective streams. Since the proportion of revenue from the part time course is approximately 13% as opposed to 87% of the MMS course, this basis has been taken for segregating the expenses.



4. FIXED ASSETS

Fixed assets are capitalized in the year of purchase or completion and are stated at the cost of acquisition less Depreciation.

5. DEPRECIATION

Depreciation on the assets is provided at the following rates on Straight line Basis.

Building	2.5%
Computer	25 %
Furniture & Fixtures	10 %
Books	25 %
Equipment	10 %
Intangible Assets	25%


6. INVESTMENTS:

Investments are stated at Cost plus income due.

7. Figures in respect of previous years have been regrouped wherever necessary.

Place : Mumbai
Date: 29/08/2021




Dr. Harish Kumar S. Purohit
Director *Resh...*





PARLE TILAK VIDYALAYA ASSOCIATION

PTVA'S INSTITUTE OF MANAGEMENT

BALANCE SHEET AS AT 31ST MARCH 2021

As at 31.03.2020 ₹	Liabilities	Sch	As at 31.03.2021 ₹	As at 31.03.2020 ₹	Assets	Sch	As at 31.03.2021 ₹
222,32,533	Parle Tilak Vidyalaya Association Opening Balance		279,05,966		Fixed Assets	1	
50,00,000	Add: received during the year		-	572,47,608	PTVAIM		
11,04,045	Add: Payable towards rent & Interest		11,886	413,56,708	Gross Block		625,15,524
283,36,578			279,17,852	158,90,900	less : depreciation		436,36,118
4,30,612	less: deficit during the year		53,55,543		Net Block		188,79,406
279,05,966	Closing Balance		225,62,309				
14,74,875	Caution Money / Deposits from Students	3	17,86,875	52,02,514			
				6,40,487	Investments	2	10,00,000
				45,62,027			
	Current Liabilities			91,36,245			
2,48,176	Duties & Taxes	4	41,055		Current Assets		
4,01,563	Sundry Creditors	5	3,90,334		Deposits		1,200
1,39,873	Fees payable to students		1,47,233		Receivable from University		-
1,75,767	Fees payable to University		3,32,465	1,200	Cash Balance		6,056
87,099	Advance fee received		-	5,581	Bank Balance		54,23,376
5,825	Other Liabilities		49,767	17,845			
10,58,303			9,60,854	8,25,346			
				8,49,972			54,30,632
304,39,144	Total		253,10,038	304,39,144	Total		253,10,038

As per our Report of even date

For B.K.Khare & Co.

Chartered Accountants

Harish Rahalkar

(Harish Rahalkar) M.N.111212

Partner

Firm Reg.No. 105102W

Mumbai Dated : 29/08/2021



Dr. Harish Kumar S. Purohit

Dr. Harish Kumar S. Purohit
Director

Mumbai Dated : 29/08/2021

Harish



PARLE TILAK VIDYALAYA ASSOCIATION

PTVA'S INSTITUTE OF MANAGEMENT

INCOME AND EXPENDITURE ACCOUNT FOR THE YEAR ENDED 31ST MARCH 2021

2019-20 ₹	EXPENDITURE	Sch	2020-21 ₹	2019-20 ₹	INCOME	Sch	2020-21 ₹
	MMS Course						
237,77,402	Remuneration to Faculty & others	6	249,68,753		Tuition fees		
5,48,100	Affiliation / Statutory Fees		3,34,500	268,21,130	Received from Students		213,02,507
18,01,548	Rem.to Visiting faculty and others	7	4,40,075	95,72,341	Received from Government [Social Welfare Department]		-
1,73,324	Administrative Expenses	8	1,63,148		Development fees		
11,54,854	Annual Maintenance Contract	9	5,63,862	28,22,913	Received from Students		32,01,427
3,92,573	Student's Development Expenditure	10	38,282	3,33,553	Received from Government [Social Welfare Department]		-
7,55,127	General Expenses	11	3,57,699	72,647	Fee Others [Previous Years]		20,000
3,69,622	Miscellaneous Exp	12	1,06,591		Fee SWD[Previous Years]		36,64,934
1,06,673	Conference and Seminar		1,81,468	3,26,620	Other Fees [PT]		2,14,875
89,625	Examination Expenses		80,498	399,49,204			284,03,743
22,39,287	Repairs & Maintenance		10,52,184				
15,613	Brochure		13,452	7,37,007	Bank Interest		4,58,378
1,89,700	Advertisement		1,73,068	4,59,606	Miscellaneous Income	13	2,10,224
3,63,542	Library Expenses		5,64,614	11,96,613			6,68,602
1,14,050	Computer Peripherals		9,100				
29,500	Audit Fees		-				
25,26,650	Electricity		8,01,740				
12,476	ISO Audit		10,000				
-	Academic & Administrative Audit		6,000				
1,85,486	Printing & Stationery		54,023				
5,82,893	NAAC Accreditation		-				
2,01,123	Placement Expenses		1,46,012				
4,58,432	Research Activities		4,36,480				
1,42,321	Development Expenses		3,625				
6,490	Membership fees - professional org.		66,490				
2,05,000	MBA in Innovation, Entrepreneurship & Venture Devp		-				
2,50,000	Research Centre Proposal Fees (Ph.D.)		-				
5,775	Saksham Project		-				
2,27,028	Softwares		2,03,174				
26,06,877	Depreciation		16,38,923				
10,80,000	Usage charges paid to PTVA		10,80,000				
1,44,236	Wings2Vision		1,00,339				
8,21,102	Security Expenses		8,33,788				
415,76,429			344,27,888	4,30,612	Excess of Expenditure over Income		53,55,543
415,76,429	Total		344,27,888	415,76,429	Total		344,27,888

As per our Report of even date

For B.K.Khare & Co.

Chartered Accountants

Shirish Rahalkar

(Shirish Rahalkar) M.N.111212

Partner

Firm Reg.No. 105102W

Mumbai Dated : 29/08/2021



Dr. Harish Kumar S. Purohit

Dr. Harish Kumar S. Purohit

Director

Mumbai Dated : 29/08/2021

Feb 2021



Expenditure as on 31/3/2021

Particulars	MMS	PT	COEI	Total
Affiliation / Statutory Fees	1,09,500	2,25,000		3,34,500
Conference and Seminar	1,72,030	-	9,438	1,81,468
Examination Expenses	80,498	-		80,498
Repairs & Maintenance	9,10,847	1,36,104	5,233	10,52,184
Brochure	11,703	1,749		13,452
Advertisement	1,73,068	-		1,73,068
Library Expenses	4,91,214	73,400		5,64,614
Computer Peripherals	7,917	1,183		9,100
Audit Fees	-	-		-
Electricity	7,12,058	89,682		8,01,740
ISO Audit	8,700	1,300		10,000
Academic & Administrative Audit	6,000			6,000
Printing & Stationery	45,404	6,784	1,835	54,023
NAAC Accreditation	-	-		-
Placement Expenses	1,46,012	-		1,46,012
Research Activities	3,79,738	56,742		4,36,480
Development Expenses	3,154	471		3,625
Membership fees - professional org.	15,646	844	50,000	66,490
MBA in Innovation, Entrepreneurship & Venture Devp	-	-		-
Research Centre Proposal Fees (Ph.D.)	-	-		-
Saksham Project	-	-		-
Softwares	1,59,752	23,871	19,551	2,03,174
Depreciation	10,43,843	1,55,977	4,39,103	16,38,923
Usage charges paid to PTVA	10,80,000	-		10,80,000
Security Expenses	7,25,396	1,08,392		8,33,788
Wings2Vision			1,00,339	1,00,339
Total	62,82,480	8,81,499	6,25,499	77,89,478

As per our Report of even date

For B.K.Khare & Co.

Chartered Accountants



(Shirish Rahalkar) M.N.111212

Partner

Firm Reg.No. 105102W


Mumbai Dated : 29/08/2021




Dr. Harish Kumar S. Purohit

Director

Mumbai Dated : 29/08/2021

Expenditure as on 31/3/2020

Particulars	MMS	PT	COEI	Total
Affiliation / Statutory Fees	2,33,100	3,15,000		5,48,100
Conference and Seminar	61,924		44,749	1,06,673
Examination Expenses	65,177	24,448		89,625
Repairs & Maintenance	19,46,515	2,90,857	1,915	22,39,287
Brochure	7,649	1,143	6,821	15,613
Advertisement	1,53,353	36,347		1,89,700
Library Expenses	3,16,281	47,261		3,63,542
Computer Peripherals	79,474	11,876	22,700	1,14,050
Audit Fees	25,665	3,835		29,500
Electricity	22,36,808	2,89,842		25,26,650
ISO Audit	12,476	-		12,476
Academic & Administrative Audit	-			-
Printing & Stationery	1,47,431	22,029	16,026	1,85,486
NAAC Accreditation	5,05,496	77,397		5,82,893
Placement Expenses	2,01,123			2,01,123
Research Activities	3,98,835	59,597		4,58,432
Development Expenses	1,22,514	18,307	1,500	1,42,321
Membership fees - professional org.	5,646	844		6,490
MBA in Innovation, Entrepreneurship & Venture Devp	2,05,000			2,05,000
Research Centre Proposal Fees (Ph.D.)	2,50,000			2,50,000
Saksham Project	5,775			5,775
Softwares	1,67,433	26,078	33,517	2,27,028
Depreciation	18,87,488	2,82,039	4,37,350	26,06,877
Usage charges paid to PTVA	10,80,000			10,80,000
Security Expenses	7,14,359	1,06,743		8,21,102
Wings2Vision			1,44,236	1,44,236
Total	108,29,522	16,13,643	7,08,814	131,51,979

As per our Report of even date

For B.K.Khare & Co.

Chartered Accountants



(Shirish Rahalkar) M.N.111212

Partner

Firm Reg.No. 105102W

Mumbai Dated : 29/08/2021




Dr. Harish Kumar S. Purohit

Director

Mumbai Dated : 29/08/2021




Fees Income

Particulars	as on 31/03/21	as on 31/03/21	as on 31/03/20	as on 31/03/20
Tuition Fees				
Received from students - MMS	176,04,114		225,37,130	
Received from students - PT	36,98,393		42,84,000	
		213,02,507		268,21,130
Examination Fee - PT	2,14,875		2,83,500	
Re-examination Fee - PT	-		43,120	
		2,14,875		3,26,620
Bank Interest - MMS	3,98,788		6,41,196	
Bank Interest - PT	59,590		95,811	
		4,58,378		7,37,007
Total				278,84,757

As per our Report of even date
For B.K.Khare & Co.
Chartered Accountants


Shirish Rahalkar

(Shirish Rahalkar) M.N.111212
Partner
Firm Reg.No. 105102W
Mumbai Dated : 29/08/2021



Dr. Harish Kumar S. Purohit

Dr. Harish Kumar S. Purohit
Director
Mumbai Dated : 29/08/2021



PTVA's Institute of Management

Fixed Assets

Schedule 1

PTVAIM

Particulars	Rate of depn	Gross Block			Depreciation			Net Block	
		Opening balance as on 01/04/2020	Additions during the year	Closing balance as on 31/03/2021	Balance as on 01/04/2020	Depreciated on during the year	Total as on 31/03/2021	Closing balance as on 31/03/2021	Closing balance as on 31/03/2020
	₹	₹	₹	₹	₹	₹	₹	₹	₹
Books	25%	38,18,754	6,402	38,25,156	36,46,058	1,13,966	37,60,024	65,132	1,72,696
Building	2.5%	197,54,659	-	197,54,659	49,55,407	4,93,867	54,49,274	143,05,385	147,99,252
Computers equipments	25%	36,03,665	59,000	36,62,665	34,76,340	50,525	35,26,865	1,35,800	1,27,325
furniture	10%	100,10,090	-	100,10,090	85,40,641	2,32,616	87,73,257	12,36,833	14,69,449
Software	10%	232,47,234	-	232,47,234	199,43,164	5,30,622	204,73,786	27,73,448	33,04,070
Solar System	25%	17,66,555	-	17,66,555	13,85,751	1,92,410	15,78,161	1,88,394	3,80,804
	10%	2,49,165	-	2,49,165	49,834	24,917	74,751	1,74,414	1,99,331
TOTAL		624,50,122	65,402	625,15,524	419,97,195	16,38,923	436,36,118	188,79,406	204,52,927
Previous Year		620,45,222	4,04,900	624,50,122	393,90,318	26,06,877	419,97,195	204,52,927	226,54,904

As per our Report of even date

For B.K.Khare & Co.
Chartered Accountants

Shirish Rahalkar

(Shirish Rahalkar) M.N.111212

Partner

Firm Reg.No. 105102W

Mumbai Dated : 29/08/2021



Dr. Harish Kumar S. Purohit

Dr. Harish Kumar S. Purohit
Director

Mumbai Dated : 29/08/2021

Dr. Harish Kumar S. Purohit



Investments

Schedule - 2

Particulars	as on 31/03/21	as on 31/03/20
Fixed Deposit with Union Bank of India	10,00,000	7,02,233
Interest accrued on Fixed Deposit	-	2,34,012
Short Term FD with Union Bank of India	-	82,00,000
Total	10,00,000	91,36,245

Caution Money / Deposits from Students

Schedule - 3

Particulars	as on 31/03/21	as on 31/03/20
Caution Money 2015-2017	-	7,000
Caution Money 2016-2018	-	9,500
Caution Money 2017-2019	7,500	8,000
Caution Money 2018-2020	59,500	59,500
Caution Money 2019-2021	57,500	58,000
Caution Money 2020-22	46,500	-
Caution Money (PT 2015-18)	-	10,500
Caution Money (PT 2016-19)	-	14,500
Caution Money (PT 2017-20)	25,500	26,000
Caution Money (PT 2018-21)	21,000	21,500
Caution Money (PT 2019-22)	18,000	19,000
Caution Money (PT 2020-23)	22,000	-
Library Deposit 2016-2018	-	38,000
Library Deposit 2017-2019	30,000	32,000
Library Deposit 2018-2020	2,38,000	2,38,000
Library Deposit 2019-2021	2,30,000	2,32,000
Library Deposit 2020-2022	1,86,000	-
Library Deposit (PT 2015-18)	4,000	4,000
Library Deposit (PT 2016-19)	-	58,000
Library Deposit (PT 2017-20)	1,02,000	1,04,000
Library Deposit (PT 2018-21)	84,000	84,000
Library Deposit (PT 2019-22)	72,000	76,000
Library Deposit (PT 2020-23)	88,000	-
Locker Deposit 2012-2014	3,000	3,000
Locker Deposit 2013-2015	1,000	1,000
Locker Deposit 2014-2016	500	500
Locker Deposit 2015-2017	4,500	4,500
Locker Deposit 2017-2019	1,000	2,000
Locker Deposit 2018-2020	3,500	7,500
Locker Deposit 2019-2021	3,000	3,500
Locker Deposit 2018-21 (Part Time)	500	500
Incubee Deposit	30,000	35,000
Students Aid Fund	4,48,375	3,17,875
Total	17,86,875	14,74,875

As per our Report of even date
For B.K.Khare & Co.
Chartered Accountants

Rahalkar
(Shirish Rahalkar) M.N.111212
Partner
Firm Reg.No. 105102W
Mumbai Dated : 29/08/2021



Dr. Harish Kumar S. Purohit

Dr. Harish Kumar S. Purohit
Director
Mumbai Dated : 29/08/2021



PTVA's Institute of Management

Amount in ₹

Duties & Taxes

Schedule -4

Particulars	as on 31/03/21	as on 31/03/20
Employee Provident Fund	19,080	20,520
Professional Tax	22,175	22,975
TDS payable	(200)	2,04,681
Total	41,055	2,48,176

Sundry Creditors

Schedule - 5

Particulars	as on 31/03/21	as on 31/03/20
Creditors	(250)	1,296
Retention Money	3,90,584	4,00,267
Total	3,90,334	4,01,563

Teaching and Administrative Salaries

Schedule - 6

Particulars	MMS		PT		COEI		Total		
	as on 31/03/21	as on 31/03/20	as on 31/03/21	as on 31/03/20	as on 31/03/21	as on 31/03/20	as on 31/03/21	as on 31/03/20	
Salary - Director	34,98,785	2,83,685	-	-	37,82,470	33,75,868	2,73,719	-	36,49,587
Salaries - Core Faculty	134,74,613	10,92,536	6,00,000	151,67,149	125,61,245	10,18,479	5,70,484	141,50,208	
Salaries - Administrative	27,32,491	2,21,553	3,36,774	32,90,818	26,62,202	2,15,855	2,90,000	31,68,057	
Salaries - Library Staff	10,23,903	83,019	-	11,06,922	10,81,100	87,656	-	11,68,756	
Salaries - Peons	10,74,180	87,096	2,15,032	13,76,308	11,46,355	92,948	1,59,319	13,98,622	
Admin Charges PF	9,084	737	-	9,821	8,615	699	-	9,314	
Provident Fund	2,17,620	17,645	-	2,35,265	2,15,394	17,464	-	2,32,858	
Total	220,30,676	17,86,271	11,51,806	249,68,753	210,50,779	17,06,820	10,19,803	237,77,402	

Remuneration to Visiting Faculties & others

Schedule - 7

Particulars	MMS		PT		COEI		Total	
	as on 31/03/21	as on 31/03/20	as on 31/03/21	as on 31/03/20	as on 31/03/21	as on 31/03/20	as on 31/03/21	as on 31/03/20
Guest Faculty	55,500	-	5,000	60,500	38,000	-	1,02,501	1,40,501
Visiting Faculty	86,750	2,78,825	14,000	3,79,575	9,55,350	6,78,542	27,155	16,61,047
Total	1,42,250	2,78,825	19,000	4,40,075	9,93,350	6,78,542	1,29,656	18,01,548

As per our Report of even date

For B.K.Khare & Co.

Chartered Accountants

(Shirish Rahalkar) M.N.111212
Partner

Firm Reg.No. 105102W

Mumbai Dated : 29/08/2021

Dr.Harish Kumar S. Purohit
Director

Mumbai Dated : 29/08/2021



Administrative Expenses

Schedule - 8

Particulars	MMS				PT				COEI				Total			
	as on 31/03/21	as on 31/03/21	as on 31/03/21	as on 31/03/21	as on 31/03/20	as on 31/03/20	as on 31/03/20	as on 31/03/20	as on 31/03/20	as on 31/03/20	as on 31/03/20	as on 31/03/20	as on 31/03/20	as on 31/03/20	as on 31/03/20	
Internet Charges	75,606	11,298	22,000	1,08,904	81,678	12,205	24,500	1,18,383								
Telephone	44,754	6,687	2,803	54,244	45,180	6,751	3,010	54,941								
Total	1,20,360	17,985	24,803	1,63,148	1,26,858	18,956	27,510	1,73,324								

Annual Maintenance Contract

Schedule - 09

Particulars	MMS				PT				COEI				Total			
	as on 31/03/21	as on 31/03/21	as on 31/03/21	as on 31/03/21	as on 31/03/20	as on 31/03/20	as on 31/03/20	as on 31/03/20	as on 31/03/20	as on 31/03/20	as on 31/03/20	as on 31/03/20	as on 31/03/20	as on 31/03/20	as on 31/03/20	
Airconditioning machines	2,053	307	4,720	7,080	4,20,954	62,901	-	4,83,855								
Aquaguard	6,108	913	-	7,021	6,418	2,255	-	8,673								
Biometric Machine	3,080	460	-	3,540	3,080	460	-	3,540								
CCTV	41,064	6,136	-	47,200	41,064	6,136	-	47,200								
Computer Maintenance Exp	1,40,747	21,031	-	1,61,778	2,18,974	32,720	-	2,51,694								
EPABX AMC	9,034	1,350	-	10,384	9,035	1,349	-	10,384								
Exam and Admission - Attendance Module	11,745	1,755	-	13,500	11,745	1,755	-	13,500								
Fire Alarm and Smoke Detection System	43,117	6,443	-	49,560	43,117	6,443	-	49,560								
Fire Extinguishers	10,420	1,557	-	11,977	10,420	1,557	-	11,977								
Lift Maintenance	81,035	12,109	-	93,144	81,036	12,109	-	93,145								
Pest Control AMC	20,880	3,120	-	24,000	20,880	3,120	-	24,000								
Slim 21 [Library]	23,868	3,567	-	27,435	23,868	3,567	-	27,435								
Web Maintenance	90,598	13,538	3,107	1,07,243	1,08,506	16,214	5,171	1,29,891								
Total	4,83,749	72,286	7,827	5,63,862	9,99,097	1,50,586	5,171	11,54,854								

Student Development Expenditure

Schedule - 10

Particulars	MMS				PT				COEI				Total			
	as on 31/03/21	as on 31/03/21	as on 31/03/21	as on 31/03/21	as on 31/03/20	as on 31/03/20	as on 31/03/20	as on 31/03/20	as on 31/03/20	as on 31/03/20	as on 31/03/20	as on 31/03/20	as on 31/03/20	as on 31/03/20	as on 31/03/20	
Counselling Expenditure	4,350	650	-	5,000	17,400	2,600	-	20,000								
Degree Distribution Ceremony	-	-	-	-	42,131	6,296	-	48,427								
English Language Lab	-	-	-	-	2,053	307	-	2,360								
NavDhara 2019	-	-	-	-	59,592	8,904	-	68,496								
Student Development Expenses	(32,818)	2,387	-	(30,431)	8,890	1,328	-	10,218								
Orientation Programme	8,125	-	-	8,125	78,830	3,700	-	82,530								
MMS Sem III & IV Vivas	-	-	-	-	85,529	-	-	85,529								
Let's Fight Online Harassment Campaign	20,680	-	-	20,680	-	-	-	-								
Women Development Cell	4,800	-	-	4,800	3,972	-	-	3,972								
Online Education Platform	9,342	1,396	7,670	18,408	-	-	-	-								
Project Guidance	-	-	-	-	24,000	-	-	24,000								
PTVAIM Alumni Association Registration	-	-	-	-	40,391	-	-	40,391								
Essay Competition - Centenary Year Project	8,700	-	-	8,700	-	-	-	-								
Finance Activities	2,610	390	-	3,000	-	-	-	-								
Part Time Vica Coce	-	-	-	-	-	6,650	-	6,650								
Grand Total	25,789	4,823	7,670	38,282	3,62,788	29,785	-	3,92,573								

As per our Report of even date
For B.K.Khare & Co.
Chartered Accountants

Shirish Rahalkar
(Shirish Rahalkar) M.N.111212
Partner
Firm Reg.No. 105102W
Mumbai Dated : 29/08/2021



Dr. Harish Kumar S. Purohit

Dr. Harish Kumar S. Purohit
Director
Mumbai Dated : 29/08/2021



PTVA's Institute of Management

Amount in ₹
Schedule - 11

General Expenses

Particulars	MMS	PT	COEI	Total	MMS	PT	COEI	Total
	as on 31/03/21	as on 31/03/21	as on 31/03/21	as on 31/03/21	as on 31/03/20	as on 31/03/20	as on 31/03/20	as on 31/03/20
Bank Charges	1,449	216	53	1,718	7,097	1,678	-	8,775
Blood Donation Drive	-	-	-	-	8,498	1,270	-	9,768
Conveyance	1,39,531	20,850	459	1,60,840	2,36,615	35,312	12,301	2,84,228
Courier / Postage	174	26	-	200	4,695	701	-	5,396
Development prog for nonteaching staff	-	-	-	-	-	-	-	-
Guest Faculty Expenses	782	-	3,623	4,405	6,617	-	18,932	25,549
ID Cards	7,385	1,883	-	9,268	-	-	-	-
Insurance	94,858	14,174	-	1,09,032	52,853	7,898	-	60,751
Inerest	10,495	1,568	-	12,063	483	72	-	555
Medical Expenses (Sick Room)	266	40	-	306	1,231	184	-	1,415
Meeting Expenses	287	43	3,000	3,330	41,241	6,162	18,793	66,196
Monsoon shed	-	-	-	-	10,159	1,518	-	11,677
Professional Fees	4,620	690	-	5,310	33,878	5,062	-	38,940
Recruitment of staff	-	-	-	-	1,06,957	15,982	-	1,22,939
Refreshment Expenses	-	-	-	-	-	-	-	-
Reimbursement of Medical Expenses	-	-	-	-	-	-	-	-
Cultural Week	-	-	-	-	5,085	-	-	5,085
Softwares	-	-	-	-	7,089	-	-	7,089
Signages Expenses	-	-	-	-	-	-	-	-
Staff Welfare	7,303	1,091	-	8,394	51,294	7,664	-	58,958
Staff Insurance	37,264	5,569	-	42,833	44,174	3,582	-	47,756
Wet Waste Management	-	-	-	-	43	7	-	50
Total	3,04,414	46,150	7,135	3,57,699	6,18,009	87,092	50,026	7,55,127

As per our Report of even date
For B.K.Khare & Co.
Chartered Accountants

Rahalkar
(Shirish Rahalkar) M.N.111212
Partner
Firm Reg.No. 105102W
Mumbai Dated : 29/08/2021



Dr. Harish Kumar S. Purohit

Dr. Harish Kumar S. Purohit
Director
Mumbai Dated : 29/08/2021



PTVA's Institute of Management

Miscellaneous Expenses

Amount in ₹
Schedule - 12

Particulars	MMS	PT/COEI	Total	MMS	PT/COEI	Total
	as on 31/03/21	as on 31/03/21	as on 31/03/21	as on 31/03/20	as on 31/03/20	as on 31/03/20
Alumini Meet	-	-	-	62,531	9,343	71,874
Celebrations	6,100	277	6,377	3,845	6,555	10,400
Gardening work	-	-	-	27,910	4,170	32,080
Local Inquiry Visit Exp	10,770	1,609	12,379	28,283	4,226	32,509
Miscellaneous Expenses	16,550	380	16,930	62,248	3,450	65,698
Tea Expenses	58,964	11,941	70,905	1,25,634	27,282	1,52,916
Auditorium Expenses	-	-	-	3,300	-	3,300
University Late fee	-	-	-	-	-	-
Revaluation Expenses	-	-	-	-	275	275
Yuva Raksha Group Insurance	-	-	-	-	570	570
Total	92,384	14,207	1,06,591	3,13,751	55,871	3,69,622

As per our Report of even date

For B.K.Khare & Co.

Chartered Accountants

Rahalkar

(Shirish Rahalkar) M.N.111212

Partner

Firm Reg.No. 105102W

Mumbai Dated : 29/08/2021



Dr. Harish Kumar S. Purohit

Dr. Harish Kumar S. Purohit
Director

Mumbai Dated : 29/08/2021

Rahalkar



PTVA's Institute of Management

Miscellaneous Income

Schedule - 13

Particulars	MMS	PT/COEI	Total	MMS	PT/COEI	Total
	as on 31/03/21	as on 31/03/21	as on 31/03/21	as on 31/03/20	as on 31/03/20	as on 31/03/20
Admission Cancellation Charges	8,000	1,000	9,000	7,000	-	7,000
Charges for Re-examination	5,600	-	5,600	16,730	-	16,730
Computer lab	1,265	189	1,454	8,933	1,335	10,268
Fines and other receipts	200	-	200	8,600	7,535	16,135
Sale of scrap	2,827	423	3,250	10,802	1,614	12,416
Sundry income	2,660	50,896	53,556	1,35,894	100	1,35,994
Transcript & Document Verification	14,600	-	14,600	23,000	-	23,000
Transference certificate	100	-	100	100	-	100
Photocopy Machine Collection	5,693	851	6,544	10,796	1,539	12,335
Duplicate Library Cards	20	-	20	100	-	100
Revaluation charges	-	-	-	3,205	2,725	5,930
Digital marketing	-	-	-	49,000	-	49,000
Navdhara Bazaarhaat 2020	-	-	-	27,097	4,049	31,146
University Examination Centre	-	-	-	10,974	-	10,974
University Examination Fees	-	-	-	-	3,415	3,415
Management Development Programme	46,200	-	46,200	-	-	-
Sale of Brochure	-	19,000	19,000	-	22,000	22,000
Software & Printing collection	-	1,750	1,750	-	3,262	3,262
Facility Fee	-	27,000	27,000	-	72,500	72,500
workshop & pre incubation programme	-	21,950	21,950	-	27,301	27,301
Total	87,165	1,23,059	2,10,224	3,12,231	1,47,375	4,59,606

As per our Report of even date
For B.K.Khare & Co.
Chartered Accountants


Shirish Rahalkar

(Shirish Rahalkar) M.N.111212
Partner
Firm Reg.No. 105102W
Mumbai Dated : 29/08/2021



Dr. Harish Kumar S. Purohit

Dr. Harish Kumar S. Purohit
Director
Mumbai Dated : 29/08/2021



3 years Part time Programme	as on 31/03/21	as on 31/03/20
Income		
Tuition Fees	36,98,393	42,84,000
Examination fees	2,14,875	2,83,500
Admission Cancellation Charges	1,000	-
Re-examination Fees	-	43,120
Revaluation charges	-	2,725
Sale of brochure	19,000	22,000
Bank Interest	59,590	95,811
Computer Lab Income	189	1,335
Library Fine	-	7,535
Misc income	50,896	100
Navdhara - Bazaarhaat 2020	-	4,049
Photocopy Machine Collection	851	1,539
Sale of Scrap	423	1,614
University Examination Fees	-	3,415
Navadhara	-	-
Total Income	40,45,217	47,50,743
Expenses		
Honorarium to visiting faculty	2,78,825	6,78,542
Moderation Exp	-	11,208
Examination Exp	-	13,240
Orientation Prog	-	3,700
Part Time Viva Voce	-	6,650
Revaluation Exp	-	275
Yuva Raksha Group Insurance	-	570
Extn of Affiliation /Statutory fees	2,25,000	2,25,000
Administrative Exp	17,985	18,956
Administrative Salaries	4,10,050	4,14,622
Advertisement / promotion	-	36,347
Annual Maintenance Contract	72,442	1,50,586
General Expenses	30,093	79,194
Library Expenses	73,400	47,261
Misc Exp	11,077	37,086
Printing & Stationery	6,784	22,029
Repairs & Maintenance	1,35,948	2,90,857
Research Activities	56,742	59,597
Student Development Expenditure	4,823	19,435
Development Expenses	471	18,307
Teaching Remuneration	13,76,221	12,92,198
Academic Membership	844	844
Audit Fees	-	3,835
Brochure	1,749	1,143
Computer Peripherals	1,183	11,876
Electricity	89,682	2,89,842
Insurance	14,174	7,898
Audit Expenses	1,300	77,397
Security Expenses	1,08,392	1,06,743
Software	23,871	26,078
Depreciation	1,55,977	2,82,039
I D Cards	1,883	-
AICTE Fees	-	90,000
Total Expenses	30,98,916	43,23,355
Surplus/Deficit for the year	9,46,301	4,27,388

As per our Report of even date
For B.K.Khare & Co.

Chartered Accountants

Rahalkar

(Shirish Rahalkar) M.N.111212

Partner

Firm Reg.No. 105102W

Mumbai Dated : 29/08/2021



Dr. Harish Kumar S. Purohit


Dr. Harish Kumar S. Purohit
Director

Mumbai Dated : 29/08/2021

Rahalkar



Centre for Entrepreneurship & Innovation (COEI)	as on 31/03/21	as on 31/03/20
Income		
Software & Printing collection	1,750	3,262
Facility Fee	27,000	72,500
Entrepreneurship Development Programme 2020 workshop & pre incubation programme	-	27,301
	21,950	
Total Income	50,700	1,03,063
Expenses		
Administrative Expenses	24,803	27,510
Administrative Salaries	5,51,806	4,49,319
Annual Maintenance contract	4,720	5,171
Bank Charges	53	-
Brochure	-	6,821
Celebrations	-	5,980
Computer Peripherals	-	22,700
Conference & Seminar	-	-
Consultancy charges	14,000	1,02,501
Conveyance / Travelling Exp	459	12,301
Electrical Work	100	1,915
FDP on Essentials of Entrepreneurship Dec'19	-	44,749
General Expenses	-	-
Guest Faculty Expenses	3,623	18,932
Guest Faculty Honorarium	5,000	27,155
IIC Activities	9,438	
Meeting Expenses	3,000	18,793
Membership Fees - Professional Organisations	50,000	-
Miscellaneous Expenses	-	3,450
Online Education Platform	7,670	
Printing & Stationery	1,835	16,026
Repairs & Maintenance	5,133	
Software License	19,551	33,517
Teaching remuneration	6,00,000	5,70,484
Tea Expenses	3,130	8,510
Training & Development Prog for Incubatees	-	1,500
Depreciation	4,39,103	4,37,350
Web Designing / Web maintenance	3,107	-
Wings to Vision	1,00,339	1,44,236
Total Expenses	18,46,870	19,58,920
Deficit for the year	17,96,170	18,55,857

As per our Report of even date
For B.K.Khare & Co.
Chartered Accountants

(Shirish Rahalkar) M.N.111212
Partner
Firm Reg.No. 105102W
Mumbai Dated : 29/08/2021




Dr. Harish Kumar S. Purohit
Director
Mumbai Dated : 29/08/2021



Dr. Harish Kumar S. Purohit

PARLE TILAK VIDYALAYA ASSOCIATION

PTVA'S INSTITUTE OF MANAGEMENT

BALANCE SHEET AS AT 31ST MARCH 2022

As at 31.03.2021 ₹	Liabilities	Sch	As at 31.03.2022 ₹	As at 31.03.2021 ₹	Assets	Sch	As at 31.03.2022 ₹
279,05,966	Parle Tilak Vidyalaya Association				Fixed Assets	1	
-	Opening Balance		225,62,309		PTVAIM		
11,886	Add: received during the year		39,28,181	625,15,524	Gross Block		626,74,923
	Add: Payable towards rent & Interest		-	436,36,118	less : depreciation		451,61,178
279,17,852			264,90,490	188,79,406	Net Block		175,13,745
53,55,543	less: deficit during the year		40,38,659				
225,62,309	Closing Balance		224,51,831				
17,86,875	Caution Money / Deposits from Students	3	21,09,451	10,00,000	Investments	2	70,00,000
	Current Liabilities						
41,055	Duties & Taxes	4	1,65,577				
3,90,334	Sundry Creditors	5	3,92,256				
1,47,233	Fees payable to students		1,47,233				
3,32,465	Fees payable to University		76,322	1,200	Current Assets		
-	Advance fee received		-	-	Deposits		1,200
49,767	Other Liabilities		14,565	6,056	Receivable from University		-
9,60,854			7,95,953	54,23,376	Cash Balance		2,233
				54,30,632	Bank Balance		8,40,057
							8,43,490
253,10,038	Total		253,57,235	253,10,038	Total		253,57,235

As per our Report of even date

For B.K.Khare & Co.

Chartered Accountants

Shirish Rahalkar

(Shirish Rahalkar) M.N.111212

Partner

Firm Reg.No. 105102W

Mumbai Dated : 28/08/2022



Dr. Vijay Wagh

Dr. Vijay Wagh

Director

Mumbai Dated : 28/08/2022



PARLE TILAK VIDYALAYA ASSOCIATION

PTVA'S INSTITUTE OF MANAGEMENT

INCOME AND EXPENDITURE ACCOUNT FOR THE YEAR ENDED 31ST MARCH 2022

2020-21 ₹	EXPENDITURE	Sch	2021-22 ₹	2020-21 ₹	INCOME	Sch	2021-22 ₹
	MMS Course						
249,68,753	Remuneration to Faculty & others	6	262,92,494		Tuition fees		
3,34,500	Affiliation / Statutory Fees		7,22,500	213,02,507	Received from Students		218,49,505
4,40,075	Rem.to Visiting faculty and others	7	9,47,325	-	Received from Government [Social Welfare Department]		53,64,007
1,63,148	Administrative Expenses	8	1,08,629		Development fees		
5,63,862	Annual Maintenance Contract	9	11,27,148	32,01,427	Received from Students		31,50,528
38,282	Student's Development Expenditure	10	53,557	-	Received from Government [Social Welfare Department]		1,80,640
3,57,699	General Expenses	11	3,79,881	20,000	Fee Others PT [Previous Years]		-
1,06,591	Miscellaneous Exp	12	3,56,799	36,64,934	Fee SWD[Previous Years]		3,46,000
1,81,468	Conference and Seminar		2,000	2,14,875	Other Fees [PT]		2,37,905
80,498	Examination Expenses		2,768		Other Fees [MBA-IEV]		1,50,000
10,52,184	Repairs & Maintenance		8,08,123	284,03,743			312,78,585
13,452	Brochure		2,000				
1,73,068	Advertisement		1,31,593	4,58,378	Bank Interest		3,10,057
5,64,614	Library Expenses		6,56,866	2,10,224	Miscellaneous Income	13	14,50,726
9,100	Computer Peripherals		15,050	6,68,602			17,60,783
-	Audit Fees		29,500				
8,01,740	Electricity		5,65,520				
10,000	ISO Audit		-				
6,000	Academic & Administrative Audit		3,000				
54,023	Printing & Stationery		1,33,652				
-	Accreditation Expenses		1,41,846				
1,46,012	Placement Expenses		63,087				
4,36,480	Research Activities		7,000				
3,625	Development Expenses		700				
66,490	Membership fees - professional org.		31,490				
-	Research Centre Proposal Fees (Ph.D.)		1,50,000				
2,03,174	Softwares		61,578				
16,38,923	Depreciation		15,25,060				
10,80,000	Usage charges paid to PTVA		10,80,000				
1,00,339	Wings2Vision		37,898				
-	Scholarship Refund to SWD		7,98,117				
8,33,788	Security Expenses		8,42,846				
344,27,888			370,78,027				
				53,55,543	Excess of Expenditure over Income		40,38,659
344,27,888	Total		370,78,027	344,27,888	Total		370,78,027

As per our Report of even date

For B.K.Khare & Co.

Chartered Accountants

(Signature)
(Shirish Rahalkar) M.N.111212

Partner

Firm Reg.No. 105102W

Mumbai Dated : 28/08/2022



(Signature)

Dr. Vijay Wagh
Director

Mumbai Dated : 28/08/2022



PTVA's Institute of Management

Expenditure as on 31/3/2021 Particulars	Amount in ₹					Amount in ₹				
	MMS as on 31/03/22	PT as on 31/03/22	MBA-IEV as on 31/03/22	COEI as on 31/03/22	Total as on 31/03/22	MMS as on 31/03/21	PT as on 31/03/21	COEI as on 31/03/21	Total as on 31/03/21	
Affiliation / Statutory Fees	2,11,750	90,000	4,20,750	-	7,22,500	1,09,500	2,25,000	-	3,34,500	
Conference and Seminar	2,000	-	-	-	2,000	1,72,030	-	9,438	1,81,468	
Examination Expenses	2,768	-	-	-	2,768	80,498	-	-	80,498	
Repairs & Maintenance	7,00,842	1,01,851	-	5,430	8,08,123	9,10,847	1,36,104	5,233	10,52,184	
Brochure	1,740	260	-	-	2,000	11,703	1,749	-	13,452	
Advertisement	1,22,967	6,626	-	2,000	1,31,593	1,73,068	-	-	1,73,068	
Library Expenses	5,71,474	85,392	-	-	6,56,866	4,91,214	73,400	-	5,64,614	
Computer Peripherals	9,526	1,424	-	4,100	15,050	7,917	1,183	-	9,100	
Audit Fees	25,665	3,835	-	-	29,500	-	-	-	-	
Electricity	4,94,533	70,987	-	-	5,65,520	7,12,058	89,682	-	8,01,740	
ISO Audit	-	-	-	-	-	8,700	1,300	-	10,000	
Academic & Administrative Audit	3,000	-	-	-	3,000	6,000	-	-	6,000	
Printing & Stationery	1,14,983	16,601	1,825	243	1,33,652	45,404	6,784	1,835	54,023	
Accreditation expenses	1,41,846	-	-	-	1,41,846	-	-	-	-	
Placement Expenses	63,087	-	-	-	63,087	1,46,012	-	-	1,46,012	
Research Activities	6,090	910	-	-	7,000	3,79,738	56,742	-	4,36,480	
Development Expenses	609	91	-	-	700	3,154	471	-	3,625	
Membership fees - professional org.	5,646	844	-	25,000	31,490	15,646	844	50,000	66,490	
Research Centre Proposal Fees (Ph.D.)	1,50,000	-	-	-	1,50,000	-	-	-	-	
Softwares	53,573	8,005	-	-	61,578	1,59,752	23,871	19,551	2,03,174	
Depreciation	9,38,918	1,40,298	-	4,45,844	15,25,060	10,43,843	1,55,977	4,39,103	16,38,923	
Usage charges paid to PTVA	10,80,000	-	-	-	10,80,000	10,80,000	-	-	10,80,000	
Security Expenses	7,33,276	1,09,570	-	-	8,42,846	7,25,396	1,08,392	-	8,33,788	
Scholarship Refund to SWD	7,98,117	-	-	-	7,98,117	-	-	-	-	
Wings2Vision	-	-	-	37,898	37,898	-	-	-	-	
Total	62,32,410	6,36,694	4,22,575	5,20,515	78,12,194	62,82,480	8,81,499	6,25,499	77,89,478	

As per our Report of even date
For B.K.Khare & Co.

Chartered Accountants

Rahalkar

(Shirish Rahalkar) M.N.111212

Partner

Firm Reg.No. 105102W

Mumbai Dated : 28/08/2022



Vijay Wagh

Dr. Vijay Wagh
Director

Mumbai Dated : 28/08/2022



Fees Income

Particulars	as on 31/03/22	as on 31/03/22	as on 31/03/21	as on 31/03/21
Tuition Fees				
Received from students - MMS	182,62,788		176,04,114	
Received from students - PT	33,95,809		36,98,393	
Received from MBA-IEV	1,90,908		-	
		218,49,505		213,02,507
Examination Fee - PT	2,21,625		2,14,875	
Re-examination Fee - PT	16,280		-	
		2,37,905		2,14,875
Bank Interest - MMS	2,69,750		3,98,788	
Bank Interest - PT	40,307		59,590	
		3,10,057		4,58,378
Total				219,75,760

As per our Report of even date

For B.K.Khare & Co.

Chartered Accountants



(Shirish Rahalkar) M.N.111212

Partner

Firm Reg.No. 105102W

Mumbai Dated : 28/08/2022




Dr. Vijay Wagh

Director

Mumbai Dated : 28/08/2022

PTVA's Institute of Management

Fixed Assets

PTVAIM

Schedule 1

Particulars	Rate of depn	Gross Block			Depreciation			Net Block	
		Opening balance as on 01/04/2021	Additions during the year	Closing balance as on 31/03/2022	Balance as on 01/04/2021	Depreciation during the year	Total as on 31/03/2022	Closing balance as on 31/03/2022	Closing balance as on 31/03/2021
	₹	₹	₹	₹	₹	₹	₹	₹	₹
Books	25%	38,25,156	10,373	38,35,529	37,60,024	50,198	38,10,222	25,307	65,132
Building	2.5%	197,54,659	-	197,54,659	54,49,274	4,93,867	59,43,141	138,11,518	143,05,385
Computers equipments	25%	36,62,665	53,926	37,16,591	35,26,865	57,266	35,84,131	1,32,460	1,35,800
furniture	10%	100,10,090	24,300	100,34,390	87,73,257	2,19,937	89,93,194	10,41,196	12,36,833
Software	10%	232,47,234	70,800	233,18,034	204,73,786	4,90,481	209,64,267	23,53,767	27,73,448
Solar System	25%	17,66,555	-	17,66,555	15,78,161	1,88,394	17,66,555	-	1,88,394
TOTAL	10%	2,49,165	-	2,49,165	74,751	24,917	99,668	1,49,497	1,74,414
Previous Year		625,15,524	1,59,399	626,74,923	436,36,118	15,25,060	451,61,178	175,13,745	188,79,406
Previous Year		570,54,808	1,92,800	572,47,608	391,87,181	21,69,527	413,56,708	158,90,900	178,67,627
Previous Year		49,90,414	2,12,100	52,02,514	2,03,137	4,37,350	6,40,487	45,62,027	47,87,277
Previous Year		624,50,122	65,402	625,15,524	419,97,195	16,38,923	436,36,118	188,79,406	204,52,927

As per our Report of even date

For B.K.Khare & Co.

Chartered Accountants

Shirish Rahalkar

(Shirish Rahalkar) M.N.111212

Partner

Firm Reg.No. 105102W

Mumbai Dated : 28/08/2022



Vijay Wagh

Dr. Vijay Wagh

Director

Mumbai Dated : 28/08/2022



PTVA's Institute of Management

Amount in ₹

Investments

Schedule - 2

Particulars	as on 31/03/22	as on 31/03/21
Fixed Deposit with Union Bank of India	10,00,000	10,00,000
Interest accrued on Fixed Deposit	-	-
Short Term FD with Union Bank of India	60,00,000	-
Total	70,00,000	10,00,000

Caution Money / Deposits from Students

Schedule - 3

Particulars	as on 31/03/22	as on 31/03/21
Caution Money 2017-2019	7,500	7,500
Caution Money 2018-2020	59,500	59,500
Caution Money 2019-2021	57,500	57,500
Caution Money 2020-22	46,500	46,500
Caution Money 2021-23	44,000	-
Caution Money 2021-23 MBA-IEV	2,500	-
Caution Money (PT 2017-20)	25,500	25,500
Caution Money (PT 2018-21)	21,000	21,000
Caution Money (PT 2019-22)	18,000	18,000
Caution Money (PT 2020-23)	22,000	22,000
Caution Money (PT 2021-24)	15,000	-
Library Deposit 2017-2019	30,000	30,000
Library Deposit 2018-2020	2,38,000	2,38,000
Library Deposit 2019-2021	2,30,000	2,30,000
Library Deposit 2020-2022	1,86,000	1,86,000
Library Deposit 2021-2023	1,76,000	-
Library Deposit 2021-2023 MBA-IEV	10,000	-
Library Deposit (PT 2015-18)	-	4,000
Library Deposit (PT 2017-20)	1,02,000	1,02,000
Library Deposit (PT 2018-21)	84,000	84,000
Library Deposit (PT 2019-22)	72,000	72,000
Library Deposit (PT 2020-23)	88,000	88,000
Library Deposit (PT 2021-24)	60,000	-
Locker Deposit 2012-2014	-	3,000
Locker Deposit 2013-2015	-	1,000
Locker Deposit 2014-2016	-	500
Locker Deposit 2015-2017	-	4,500
Locker Deposit 2017-2019	1,000	1,000
Locker Deposit 2018-2020	2,500	3,500
Locker Deposit 2019-2021	2,000	3,000
Locker Deposit 2018-21 (Part Time)	500	500
Incubee Deposit	30,000	30,000
Students Aid Fund	4,78,451	4,48,375
Total	21,09,451	17,86,875

As per our Report of even date
For B.K.Khare & Co.
Chartered Accountants

(Shirish Rahalkar) M.N.111212
Partner
Firm Reg.No. 105102W
Mumbai Dated : 28/08/2022



Dr. Vijay Wagh
Director

Mumbai Dated : 28/08/2022



PTVA's Institute of Management

Amount in ₹

Duties & Taxes

Schedule - 4

Particulars	as on 31/03/22	as on 31/03/21
Employee Provident Fund	18,000	19,080
Professional Tax	21,175	22,175
TDS payable	1,26,402	(200)
Total	1,65,577	41,055

Sundry Creditors

Schedule - 5

Particulars	as on 31/03/22	as on 31/03/21
Creditors	-	(250)
Retention Money	3,92,256	3,90,584
Total	3,92,256	3,90,334

Teaching and Administrative Salaries

Schedule - 6

Particulars	MMS			PT			COEI			Total		
	as on 31/03/22	as on 31/03/22	as on 31/03/21	as on 31/03/22	as on 31/03/22	as on 31/03/21	as on 31/03/22	as on 31/03/22	as on 31/03/21	as on 31/03/22	as on 31/03/21	as on 31/03/21
Salary - Director	30,03,594	2,43,535	-	-	32,47,129	34,98,785	2,83,685	-	-	-	-	37,82,470
Salaries - Core Faculty	122,87,498	9,96,284	6,00,000	138,83,782	134,74,613	10,92,536	6,00,000	-	-	-	-	151,67,149
Salaries - Administrative	23,90,440	1,93,820	3,92,065	29,76,325	27,32,491	2,21,553	3,36,774	-	-	-	-	32,90,818
Salaries - Library Staff	9,34,852	1,48,233	-	10,83,085	10,23,903	83,019	-	-	-	-	-	11,06,922
Salaries - Peons	11,38,712	92,328	1,43,788	13,74,828	10,74,180	87,096	2,15,032	-	-	-	-	13,76,308
Gratuity	14,38,385	1,49,951	-	15,88,336	-	-	-	-	-	-	-	-
Leave Encashment	17,51,756	1,42,034	-	18,93,790	-	-	-	-	-	-	-	-
Admin Charges PF	8,725	707	-	9,432	9,084	737	-	-	-	-	-	-
Provident Fund	2,18,103	17,684	-	2,35,787	2,17,620	17,645	-	-	-	-	-	9,821
Total	231,72,065	19,84,576	11,35,853	262,92,494	220,30,676	17,86,271	11,51,806	-	-	-	-	249,68,753

Remuneration to Visiting Faculties & others

Schedule - 7

Particulars	MMS			PT			COEI			MBA-IEV			Total		
	as on 31/03/22	as on 31/03/22	as on 31/03/21	as on 31/03/22	as on 31/03/22	as on 31/03/21	as on 31/03/22	as on 31/03/22	as on 31/03/21	as on 31/03/22	as on 31/03/21	as on 31/03/22	as on 31/03/21	as on 31/03/21	
Guest Faculty	61,000	-	-	7,000	-	-	68,000	55,500	-	-	-	5,000	60,500		
Visiting Faculty	3,08,500	4,08,125	32,500	1,30,200	8,79,325	86,750	2,78,825	14,000	3,79,575	-	-	-	-		
Total	3,69,500	4,08,125	39,500	1,30,200	9,47,325	1,42,250	2,78,825	19,000	4,40,075	-	-	-	-		

As per our Report of even date
For B.K.Khare & Co.
Chartered Accountants

Sahalkar

(Shirish Rahalkar) M.N.111212
Partner

Firm Reg.No. 105102W

Mumbai Dated : 28/08/2022



Vijay Wagh

Dr. Vijay Wagh
Director

Mumbai Dated : 28/08/2022



Administrative Expenses

Amount in ₹
Schedule - 8

Particulars	MMS		PT		COEI		Total			
	as on 31/03/22	as on 31/03/21	as on 31/03/22	as on 31/03/21	as on 31/03/22	as on 31/03/21	as on 31/03/22	as on 31/03/21		
Internet Charges	40,977	6,123		24,000		71,100	75,606	11,298	22,000	1,08,904
Telephone	30,073	4,494		2,962		37,529	44,754	6,687	2,803	54,244
Total	71,050	10,617		26,962		1,08,629	1,20,360	17,985	24,803	1,63,148

Annual Maintenance Contract

Schedule - 09

Particulars	MMS		PT		COEI		Total			
	as on 31/03/22	as on 31/03/21	as on 31/03/22	as on 31/03/21	as on 31/03/22	as on 31/03/21	as on 31/03/22	as on 31/03/21		
Airconditioning machines	4,20,954	62,901		-		4,83,855	2,053	307	4,720	7,080
Aquaguard	14,372	2,148		-		16,520	6,108	913	-	7,021
Biometric Machine	3,080	460		-		3,540	3,080	460	-	3,540
CCTV	41,064	6,136		-		47,200	41,064	6,136	-	47,200
Computer Maintenance Exp	1,78,826	26,721		-		2,05,547	1,40,747	21,031	-	1,61,778
EPABX AMC	10,122	1,513		-		11,635	9,034	1,350	-	10,384
Exam and Admission - Attendance Module	11,745	1,755		-		13,500	11,745	1,755	-	13,500
Fire Alarm and Smoke Detection System	43,117	6,443		-		49,560	43,117	6,443	-	49,560
Fire Extinguishers	10,420	1,557		-		11,977	10,420	1,557	-	11,977
Lift Maintenance	30,798	4,602		-		35,400	81,035	12,109	-	93,144
Pest Control AMC	20,880	3,120		-		24,000	20,880	3,120	-	24,000
Slim 21 [Library]	-	-		-		-	23,868	3,567	-	27,435
Water Testing	1,566	234		-		1,800	-	-	-	-
Web Maintenance	1,41,774	21,185		59,655		2,22,614	90,598	13,538	3,107	1,07,243
Total	9,28,718	1,38,775		59,655		11,27,148	4,83,749	72,286	7,827	5,63,862

Student Development Expenditure

Schedule - 10

Particulars	MMS		PT		COEI		Total			
	as on 31/03/22	as on 31/03/21	as on 31/03/22	as on 31/03/21	as on 31/03/22	as on 31/03/21	as on 31/03/22	as on 31/03/21		
Counselling Expenditure	4,350	650		-		5,000	4,350	650	5,000	
Degree Distribution Ceremony	-	-		-		-	-	-	-	
NavDhara	2,500	-		-		2,500	-	-	-	
Student Development Expenses	6,873	1,027		-		7,900	(32,818)	2,387	-30,431	
Orientation Programme	-	-		-		-	8,125	-	8,125	
MMS Sem III & IV Vivas	-	-		-		-	-	-	-	
Let's Fight Online Harassment Campaign	-	-		-		-	-	-	-	
Women Development Cell	1,409	-		-		1,409	20,680	-	20,680	
Online Education Platform	13,346	1,994		18,408		33,748	4,800	-	4,800	
Project Guidance	-	-		-		-	9,342	1,396	7,670	
Essay Competition - Centenary Year Project	-	-		-		-	-	-	-	
Finance Activities	2,610	390		-		3,000	8,700	-	8,700	
Part Time Vica Coce	-	-		-		-	2,610	390	3,000	
Grand Total	31,088	4,061		18,408		53,557	25,789	4,823	7,670	38,282

As per our Report of even date
For B.K.Khare & Co.
Chartered Accountants

Sahalkar
(Shirish Renukar) M.N.111212
Partner
Firm Reg.No. 105102W
Mumbai Dated : 28/08/2022



Vijay Wagh
Dr. Vijay Wagh
Director
Mumbai Dated : 28/08/2022



PTVA's Institute of Management

General Expenses

Amount in ₹
Schedule - 11

Particulars	MMS	PT	COEI	Total	MMS	PT	COEI	Total
	as on 31/03/22	as on 31/03/22	as on 31/03/22	as on 31/03/22	as on 31/03/21	as on 31/03/21	as on 31/03/21	as on 31/03/21
Bank Charges	2,831	412	92	3,335	1,449	216	53	1,718
Centenary Year Celebration	8,361	1,249	-	9,610	-	-	-	-
Conveyance	95,852	14,323	482	1,10,657	1,39,531	20,850	459	1,60,840
Courier / Postage	1,795	268	379	2,442	174	26	-	200
Guest Faculty Expenses	7,174	-	344	7,518	782	-	3,623	4,405
ID Cards	5,364	2,618	-	7,982	7,385	1,883	-	9,268
Insurance	65,985	9,860	-	75,845	94,858	14,174	-	1,09,032
Interest	21,019	3,141	-	24,160	10,495	1,568	-	12,063
Medical Expenses (Sick Room)	579	87	-	666	266	40	-	306
Meeting Expenses	2,024	302	1,705	4,031	287	43	3,000	3,330
Monsoon shed	-	-	-	-	-	-	-	-
Professional Fees	42,499	6,351	40,000	88,850	4,620	690	-	5,310
Recruitment of staff	-	-	-	-	-	-	-	-
Refreshment Expenses	-	-	-	-	-	-	-	-
Softwares	-	-	-	-	-	-	-	-
Staff Welfare	38,963	5,822	-	44,785	7,303	1,091	-	8,394
Staff Insurance	-	-	-	-	37,264	5,569	-	42,833
Wet Waste Management	-	-	-	-	-	-	-	-
Total	2,92,446	44,433	43,002	3,79,881	3,04,414	46,150	7,135	3,57,699

As per our Report of even date
For B.K.Khare & Co.
Chartered Accountants

Sahalkar

(Shirish Rahalkar) M.N.111212
Partner
Firm Reg.No. 105102W
Mumbai Dated : 28/08/2022



Vijay Wagh
Dr. Vijay Wagh
Director
Mumbai Dated : 28/08/2022



PTVA's Institute of Management

Miscellaneous Expenses

Amount in ₹
Schedule - 12

Particulars	MMS	PT/COEI	Total	MMS	PT/COEI	Total
	as on 31/03/22	as on 31/03/22	as on 31/03/22	as on 31/03/21	as on 31/03/21	as on 31/03/21
Alumini Meet	-	-	-	-	-	-
Celebrations	1,579	236	1,815	6,100	277	6,377
Gardening work	-	-	-	-	-	-
Local Inquiry Visit Exp	9,206	1,376	10,582	10,770	1,609	12,379
Miscellaneous Expenses	11,255	300	11,555	16,550	380	16,930
Tea Expenses	79,370	23,940	1,03,310	58,964	11,941	70,905
Auditorium Expenses	600	-	600	-	-	-
University Examination Fees	70,937	-	70,937	-	-	-
Course Closure Fees	-	1,50,000	1,50,000	-	-	-
Revaluation Expenses	-	-	-	-	-	-
Management Development Programme	8,000	-	8,000	-	-	-
Total	1,80,947	1,75,852	3,56,799	92,384	14,207	1,06,591

As per our Report of even date
For B.K.Khare & Co.
Chartered Accountants

Shirish Rahalkar

(Shirish Rahalkar) M.N.111212

Partner

Firm Reg.No. 105102W

Mumbai Dated : 28/08/2022



Dr. Vijay Wagh
Dr. Vijay Wagh
Director

Mumbai Dated : 28/08/2022



Miscellaneous Income

Schedule - 13

Particulars	MMS	PT/COEI	Total	MMS	PT/COEI	Total
	as on 31/03/22	as on 31/03/22	as on 31/03/22	as on 31/03/21	as on 31/03/21	as on 31/03/21
Admission Cancellation Charges	4,000	-	4,000	8,000	1,000	9,000
Charges for Re-examination	-	-	-	5,600	-	5,600
Computer lab	3,092	462	3,554	1,265	189	1,454
Fines and other receipts	-	400	400	200	-	200
Sale of scrap	-	-	-	2,827	423	3,250
Sundry income	2,46,296	57,251	3,03,547	2,660	50,896	53,556
Transcript & Document Verification	18,623	-	18,623	14,600	-	14,600
Transference certificate	800	-	800	100	-	100
Photocopy Machine Collection	5,102	762	5,864	5,693	851	6,544
Duplicate Library Cards	40	-	40	20	-	20
Revaluation charges	-	-	-	-	-	-
HR Analytics Course	12,750	-	12,750	-	-	-
Conference & seminar	2,500	-	2,500	-	-	-
Statutory Fees	2,45,000	6,75,000	9,20,000	-	-	-
University Examination Fees	98,128	-	98,128	-	-	-
Management Development Programme	-	-	-	46,200	-	46,200
Sale of Brochure	-	16,000	16,000	-	19,000	19,000
Software & Printing collection	-	-	-	-	1,750	1,750
Facility Fee	-	1,500	1,500	-	27,000	27,000
workshop & pre incubation programme	-	63,020	63,020	-	-	-
Total	6,36,331	8,14,395	14,50,726	87,165	1,23,059	2,10,224

As per our Report of even date
For B.K.Khare & Co.
Chartered Accountants

Sahalkar

(Shirish Rahalkar) M.N.111212
Partner
Firm Reg.No. 105102W
Mumbai Dated : 28/08/2022



Vijay Wagh
Dr. Vijay Wagh
Director
Mumbai Dated : 28/08/2022



3 years Part time Programme	as on 31/03/22	as on 31/03/21
Income		
Tuition Fees	33,95,809	36,98,393
Examination fees	2,21,625	2,14,875
Admission Cancellation Charges	-	1,000
Re-examination Fees	16,280	-
Revaluation charges	-	-
Sale of brochure	16,000	19,000
Bank Interest	40,307	59,590
Computer Lab Income	462	189
Library Fine	-	-
Misc income	57,651	50,896
Navdhara - Bazaarhaat 2020	-	-
Photocopy Machine Collection	762	851
Sale of Scrap	-	423
University Examination Fees	-	-
Statutory Fees	6,75,000	-
Total Income	44,23,896	40,45,217
Expenses		
Honorarium to visiting faculty	4,20,125	2,78,825
Moderation Exp	-	-
Examination Exp	-	-
Orientation Prog	-	-
Part Time Viva Voce	-	-
Revaluation Exp	-	-
Yuva Raksha Group Insurance	-	-
Extn of Affiliation /Statutory fees	90,000	2,25,000
Administrative Exp	10,617	17,985
Administrative Salaries	7,44,757	4,10,050
Advertisement / promotion	6,626	-
Annual Maintenance Contract	1,38,775	72,442
General Expenses	31,955	30,093
Library Expenses	85,392	73,400
Misc Exp	13,472	11,077
Printing & Stationery	16,601	6,784
Repairs & Maintenance	1,01,851	1,35,948
Research Activities	910	56,742
Student Development Expenditure	4,061	4,823
Development Expenses	91	471
Teaching Remuneration	12,39,819	13,76,221
Academic Membership	844	844
Audit Fees	3,835	-
Brochure	260	1,749
Computer Peripherals	1,424	1,183
Electricity	70,987	89,682
Insurance	9,860	14,174
Audit Expenses	-	1,300
Security Expenses	1,09,570	1,08,392
Software	8,005	23,871
Depreciation	1,40,820	1,55,977
I D Cards	2,618	1,883
Course Closure Fee	1,50,000	-
Total Expenses	34,03,275	30,98,916
Surplus/Deficit for the year	10,20,621	9,46,301

As per our Report of even date

For B.K.Khare & Co.

Chartered Accountants

Shirish Rahalkar
(Shirish Rahalkar) M.N.111212
Partner
Firm Reg.No. 105102W
Mumbai Dated : 28/08/2022



Vijay Wagh
Dr. Vijay Wagh
Director

Mumbai Dated : 28/08/2022



Centre for Entrepreneurship & Innovation (COEI)	as on 31/03/22	as on 31/03/21
Income		
Software & Printing collection	-	1,750
Facility Fee	1,500	27,000
workshop & pre incubation programme	63,020	21,950
Total Income	64,520	50,700
Expenses		
Administrative Expenses	26,962	24,803
Administrative Salaries	5,35,853	5,51,806
Advertisement	2,000	-
Annual Maintenance contract	-	4,720
Bank Charges	92	53
Brochure	-	-
Celebrations	-	-
Computer Peripherals	4,100	-
Conference & Seminar	-	-
Consultancy charges	32,500	14,000
Conveyance / Travelling Exp	482	459
Electrical Work	1,380	100
General Expenses	379	-
Guest Faculty Expenses	344	3,623
Guest Faculty Honorarium	7,000	5,000
IIC Activities	-	9,438
Meeting Expenses	1,705	3,000
Membership Fees - Professional Organisations	25,000	50,000
Miscellaneous Expenses	300	-
Online Education Platform	18,408	7,670
Printing & Stationery	243	1,835
Repairs & Maintenance	4,050	5,133
Software License	-	19,551
Teaching remuneration	6,00,000	6,00,000
Tea Expenses	12,080	3,130
Professional Fees	40,000	-
Depreciation	4,45,844	10,79,590
Web Designing / Web maintenance	59,655	3,107
Wings to Vision	37,898	1,00,339
Total Expenses	18,56,275	24,87,357
Deficit for the year	17,91,755	24,36,657

As per our Report of even date

For B.K.Khare & Co.

Chartered Accountants



(Shirish Rahalkar) M.N.111212

Partner

Firm Reg.No. 105102W

Mumbai Dated : 28/08/2022




Dr. Vijay Wagh

Director

Mumbai Dated : 28/08/2022



PARLE TILAK VIDYALAYA ASSOCIATION

PTVA's Institute of Management

SIGNIFICANT ACCOUNTING POLICIES

1. BASIS OF ACCOUNTING

The financial statements are prepared under the historical cost convention, on CASH basis of accounting and in accordance with accounting principles generally accepted in India and comply with Accounting Standards issued by the Institute of Chartered Accountants of India (ICAI).

2. RECOGNITION OF INCOME/EXPENDITURE

The Institute generally follows cash system of accounting and recognizes significant items of Income and Expenditure on cash basis. Tuition Fees, Development Fees and other fees are apportioned over the academic year. The net surplus or deficit is incorporated in the Income & Expenditure Account of the Parle Tilak Vidyalaya Association Trust in the same year.

3. BASIS OF APPORTIONMENT OF EXPENSES:

i) Direct Expenses:

PTVA's Institute of Management runs full time course, Master of Management Studies (MMS) and Part Time courses. The expenses exclusively spent on either of the above courses and directly attributable have been charged to that particular course.

ii) Common Expenses:

- a. The students of MMS courses are on the premise, nearly all the time of the week. Consequently, they demand far greater attention and monitoring from the faculties, in terms of interaction, assessment and activities. As opposed to this, the faculties have minimum contact time with the part time students. Being employed elsewhere, they seldom spend any time on the premise, except for lectures. Hence, of the expenditure spent on the faculty, and salaries of admin staff, 92.5% is allocated to the MMS course and balance to part time.
- b. Remaining common expenses have been apportioned on the basis of the revenue earned by the institute from the respective streams. Since the proportion of revenue from the part time course is approximately 13% as opposed to 87% of the MMS course, this basis has been taken for segregating the expenses.



4. FIXED ASSETS

Fixed assets are capitalized in the year of purchase or completion and are stated at the cost of acquisition less Depreciation.

5. DEPRECIATION

Depreciation on the assets is provided at the following rates on Straight line Basis.

Building	2.5%
Computer	25 %
Furniture & Fixtures	10 %
Books	25 %
Equipment	10 %
Intangible Assets	25%


6. INVESTMENTS:


Investments are stated at Cost plus income due.

7. Figures in respect of previous years have been regrouped wherever necessary.

Place : Mumbai
Date: 10/09/2023




Dr. Tejashree Deshmukh
Incharge Director



PARLE TILAK VIDYALAYA ASSOCIATION

PTVA'S INSTITUTE OF MANAGEMENT

BALANCE SHEET AS AT 31ST MARCH 2023

As at 31.03.2022 ₹	Liabilities	Sch	As at 31.03.2023 ₹	As at 31.03.2022 ₹	Assets	Sch	As at 31.03.2023 ₹
225,62,309	Parle Tilak Vidyalaya Association Opening Balance		224,51,831		Fixed Assets	1	
39,28,181	Add: received during the year		30,22,364	626,74,923	PTVAIM		
264,90,490			254,74,195	451,61,178	Gross Block		630,98,690
40,38,659	less: deficit during the year		2,94,482	175,13,745	less : depreciation		464,28,101
224,51,831	Closing Balance		251,79,713		Net Block		166,70,589
21,09,451	Caution Money / Deposits from Students	3	19,39,451				
	Current Liabilities			70,00,000	Investments	2	110,50,309
1,65,577	Duties & Taxes	4	1,85,226				
3,92,256	Sundry Creditors	5	3,92,256		Current Assets		
1,47,233	Fees payable to students		1,47,233		Deposits		1,200
76,322	Fees payable to University		2,89,979	1,200	Cash Balance		16,646
14,565	Other Liabilities		25,735	2,233	Bank Balance		4,20,849
7,95,953			10,40,429	8,40,057			4,38,695
				8,43,490			
253,57,235	Total		281,59,593	253,57,235	Total		281,59,593

As per our Report of even date

For B.K.Khare & Co.

Chartered Accountants

Shirish Rahalkar

(Shirish Rahalkar) M.N.111212

Partner

Firm Reg.No. 105102W

Mumbai Dated : 10/09/2023



Dr. Tejashree Deshmukh

Dr. Tejashree Deshmukh

Incharge Director

Mumbai Dated : 10/09/2023

Rahalkar



PARLE TILAK VIDYALAYA ASSOCIATION

PTVA'S INSTITUTE OF MANAGEMENT

INCOME AND EXPENDITURE ACCOUNT FOR THE YEAR ENDED 31ST MARCH 2023

2021-22 ₹	EXPENDITURE	Sch	2022-23 ₹	2021-22 ₹	INCOME	Sch	2022-23 ₹
262,92,494	Remuneration to Faculty & others	6	242,33,971		Tuition fees		
7,22,500	Affiliation / Statutory Fees		3,90,700	218,49,505	Received from Students		266,26,716
9,47,325	Rem.to Visiting faculty and others	7	28,46,330	53,64,007	Received from Government [Social Welfare Department]		65,96,849
1,08,629	Administrative Expenses	8	79,331		Development fees		
11,27,148	Annual Maintenance Contract	9	6,06,859	31,50,528	Received from Students		34,99,384
53,557	Student's Development Expenditure	10	2,50,816	1,80,640	Received from Government [Social Welfare Department]		3,43,216
3,79,881	General Expenses	11	5,89,303	-	Other Fees (Ph.D)		4,000
3,56,799	Miscellaneous Exp	12	5,07,691	3,46,000	Fee SWD[Previous Years]		-
2,000	Conference and Seminar		3,47,856	2,37,905	Examination fees		2,62,788
2,768	Examination Expenses		1,05,550	1,50,000	Other Fees [MBA-IEV]		-
8,08,123	Repairs & Maintenance		16,87,111	312,78,585			373,32,953
2,000	Brochure		-				
1,31,593	Advertisement		2,36,127	3,10,057	Bank Interest		3,52,967
6,56,866	Library Expenses		4,84,701	14,50,726	Miscellaneous Income	13	3,35,735
15,050	Computer Peripherals		19,920	17,60,783			6,88,702
29,500	Audit Fees		59,000				
5,65,520	Electricity		13,26,420				
-	ISO Audit		44,539				
3,000	Academic & Administrative Audit		-				
1,33,652	Printing & Stationery		1,79,270				
1,41,846	Accreditation Expenses		-				
63,087	Placement Expenses		90,391				
7,000	Research Activities		4,94,533				
700	Development Expenses		450				
31,490	Membership fees - professional org.		31,490				
1,50,000	Research Centre (Ph.D.)		2,29,627				
61,578	Softwares		2,11,138				
15,25,060	Depreciation		12,66,923				
10,80,000	Usage charges paid to PTVA		10,80,000				
37,898	Wings2Vision		76,500				
7,98,117	Scholarship Refund to SWD		-				
8,42,846	Security Expenses		8,39,590				
370,78,027			383,16,137				
				40,38,659	Excess of Expenditure over Income		2,94,482
370,78,027	Total		383,16,137	370,78,027	Total		383,16,137

As per our Report of even date

For B.K.Khare & Co.
Chartered Accountants

Rahalkar

(Shirish Rahalkar) M.N.111212
Partner

Firm Reg.No. 105102W
Mumbai Dated : 10/09/2023



Tejashree
Dr. Tejashree Deshmukh
Incharge Director
Mumbai Dated : 10/09/2023



Akshita

Expenditure as on 31/3/2022	MMS	PT	MBA-IEV	COEI	Total	MMS	PT	MBA-IEV	COEI	Total
Particulars	as on 31/03/23	as on 31/03/23	as on 31/03/23	as on 31/03/23	as on 31/03/23	as on 31/03/22	as on 31/03/22	as on 31/03/23	as on 31/03/22	as on 31/03/22
Affiliation / Statutory Fees	1,78,700	80,000	1,32,000	-	3,90,700	2,11,750	90,000	4,20,750	-	7,22,500
Conference and Seminar	3,883	-	-	3,43,973	3,47,856	2,000	-	-	-	2,000
Examination Expenses	1,03,642	1,908	-	-	1,05,550	2,768	-	-	-	2,768
Repairs & Maintenance	14,88,696	1,97,665	-	750	16,87,111	7,00,842	1,01,851	-	5,430	8,08,123
Brochure	-	-	-	-	-	1,740	260	-	-	2,000
Advertisement	1,94,216	17,445	24,466	-	2,36,127	1,22,967	6,626	-	2,000	1,31,593
Library Expenses	4,21,690	63,011	-	-	4,84,701	5,71,474	85,392	-	-	6,56,866
Computer Peripherals	17,330	2,590	-	-	19,920	9,526	1,424	-	4,100	15,050
Audit Fees	51,330	7,670	-	-	59,000	25,665	3,835	-	-	29,500
Electricity	11,63,275	1,63,145	-	-	13,26,420	4,94,533	70,987	-	-	5,65,520
ISO Audit	38,749	5,790	-	-	44,539	-	-	-	-	-
Academic & Administrative Audit	-	-	-	-	-	3,000	-	-	-	3,000
Printing & Stationery	1,48,646	21,632	-	8,992	1,79,270	1,14,983	16,601	1,825	243	1,33,652
Accreditation expenses	-	-	-	-	-	1,41,846	-	-	-	1,41,846
Placement Expenses	90,391	-	-	-	90,391	63,087	-	-	-	63,087
Research Activities	4,94,533	-	-	-	4,94,533	6,090	910	-	-	7,000
Development Expenses	450	-	-	-	450	609	91	-	-	700
Membership fees - professional org.	5,646	844	-	25,000	31,490	5,646	844	-	25,000	31,490
Research Centre (Ph.D.)	2,29,627	-	-	-	2,29,627	1,50,000	-	-	-	1,50,000
Softwares	1,83,690	27,448	-	-	2,11,138	53,573	8,005	-	-	61,578
Depreciation	7,24,691	1,08,287	-	4,33,945	12,66,923	9,38,918	1,40,298	-	4,45,844	15,25,060
Usage charges paid to PTVA	10,80,000	-	-	-	10,80,000	10,80,000	-	-	-	10,80,000
Security Expenses	7,30,443	1,09,147	-	-	8,39,590	7,33,276	1,09,570	-	-	8,42,846
Scholarship Refund to SWD	-	-	-	-	-	7,98,117	-	-	-	7,98,117
Wings2Vision	-	-	-	76,500	76,500	-	-	-	37,898	37,898
Total	73,49,628	8,06,582	1,56,466	8,89,160	92,01,836	62,32,410	6,36,694	4,22,575	5,20,515	78,12,194

As per our Report of even date

For B.K.Khare & Co.

Chartered Accountants



(Shirish Rahalkar) M.N.111212

Partner

Firm Reg.No. 105102W

Mumbai Dated : 10/09/2023




Dr. Tejashree Deshmukh

Incharge Director

Mumbai Dated : 10/09/2023





Fees Income

Particulars	as on 31/03/23	as on 31/03/23	as on 31/03/22	as on 31/03/22
Tuition Fees				
Received from students - MMS	213,90,674		182,62,788	
Received from students - PT	37,71,884		33,95,809	
Received from Students MBA-IEV	10,44,158		1,90,908	
Received from students - Ph.D	4,20,000			
		266,26,716		218,49,505
Development Fees				
Received from students - MMS	32,85,360		31,25,072	
Received from Students MBA-IEV	2,14,024		25,456	
		34,99,384		31,50,528
Tuition Fees - SWD				
Received from students - MMS	63,43,709.		53,64,007	
Received from Students MBA-IEV	2,53,140		-	
		65,96,849		53,64,007
Development Fees - SWD				
Received from students - MMS	3,25,152		1,80,640	
Received from Students MBA-IEV	18,064		-	
		3,43,216		1,80,640
Examination Fee - PT	2,01,938		2,21,625	
Re-examination Fee	60,850		16,280	
		2,62,788		2,37,905
Bank Interest - MMS				
On Auto Sweep	1,94,248		1,98,671	
On FD	1,20,438		71,079	
Bank Interest - PT				
On Auto Sweep	29,025		29,686	
On FD	9,256		10,621	
		3,52,967		3,10,057
Total		376,81,920		310,92,642

As per our Report of even date

For B.K.Khare & Co.

Chartered Accountants



(Shirish Rahalkar) M.N.111212

Partner

Firm Reg.No. 105102W

Mumbai Dated : 10/09/2023




Dr. Tejashree Deshmukh

Incharge Director

Mumbai Dated : 10/09/2023



PTVA's Institute of Management

Fixed Assets

Schedule 1

PTVAIM

Particulars	Rate of depn	Gross Block			Depreciation			Net Block	
		Opening balance as on 01/04/2022	Additions during the year	Closing balance as on 31/03/2023	Balance as on 01/04/2022	Depreciation during the year	Total as on 31/03/2023	Closing balance as on 31/03/2023	Closing balance as on 31/03/2022
	₹	₹	₹	₹	₹	₹	₹	₹	₹
Books	25%	38,35,529	7,374	38,42,903	38,10,222	15,677	38,25,899	17,004	25,307
Building	2.5%	197,54,659	-	197,54,659	59,43,141	4,93,867	64,37,008	133,17,651	138,11,518
Computers equipments	25%	37,16,591	3,65,800	40,82,391	35,84,131	1,59,457	37,43,588	3,38,803	1,32,460
furniture	10%	100,34,390	3,493	100,37,883	89,93,194	1,92,481	91,85,675	8,52,208	10,41,196
Software	10%	233,18,034	47,100	233,65,134	209,64,267	3,80,524	213,44,791	20,20,343	23,53,767
Solar System	25%	17,66,555	-	17,66,555	17,66,555	-	17,66,555	-	-
	10%	2,49,165	-	2,49,165	99,668	24,917	1,24,585	1,24,580	1,49,497
TOTAL		626,74,923	4,23,767	630,98,690	451,61,178	12,66,923	464,28,101	166,70,589	175,13,745
Previous Year		625,15,524	1,59,399	626,74,923	436,36,118	15,25,060	451,61,178	175,13,745	188,79,406

As per our Report of even date

For B.K.Khare & Co.

Chartered Accountants

Shirish Rahalkar

(Shirish Rahalkar) M.N.111212

Partner

Firm Reg.No. 105102W

Mumbai Dated : 10/09/2023



Dr. Tejashree Deshmukh

Dr. Tejashree Deshmukh

Incharge Director

Mumbai Dated : 10/09/2023

Arshide



Investments

Schedule - 2


Particulars	as on 31/03/23	as on 31/03/22
Fixed Deposit with Union Bank of India	11,10,309	10,00,000
Interest accrued on Fixed Deposit	-	-
Short Term FD with Union Bank of India	99,40,000	60,00,000
Total	110,50,309	70,00,000

Caution Money / Deposits from Students


Schedule - 3

Particulars	as on 31/03/23	as on 31/03/22
Caution Money 2017-2019	-	7,500
Caution Money 2018-2020	13,000	59,500
Caution Money 2019-2021	7,500	57,500
Caution Money 2020-22	46,500	46,500
Caution Money 2021-23	44,000	44,000
Caution Money 2022-24	62,000	-
Caution Money 2021-23 MBA-IEV	2,500	2,500
Caution Money 2022-24 MBA-IEV	4,500	-
Caution Money 2021-22 Ph.D	1,500	-
Caution Money 2022-23 Ph.D	2,000	-
Caution Money (PT 2017-20)	15,000	25,500
Caution Money (PT 2018-21)	10,000	21,000
Caution Money (PT 2019-22)	18,000	18,000
Caution Money (PT 2020-23)	22,000	22,000
Caution Money (PT 2021-24)	15,000	15,000
Caution Money (PT 2022-25)	14,500	-
Library Deposit 2017-2019	-	30,000
Library Deposit 2018-2020	52,000	2,38,000
Library Deposit 2019-2021	30,000	2,30,000
Library Deposit 2020-2022	1,86,000	1,86,000
Library Deposit 2021-2023	1,76,000	1,76,000
Library Deposit 2022-2024	2,48,000	-
Library Deposit 2021-2023 MBA-IEV	10,000	10,000
Library Deposit 2022-2024 MBA-IEV	18,000	-
Library Deposit (PT 2017-20)	60,000	1,02,000
Library Deposit (PT 2018-21)	40,000	84,000
Library Deposit (PT 2019-22)	72,000	72,000
Library Deposit (PT 2020-23)	88,000	88,000
Library Deposit (PT 2021-24)	60,000	60,000
Library Deposit (PT 2022-25)	58,000	-
Library Deposit 2021-22 Ph.D	6,000	-
Library Deposit 2022-23 Ph.D	8,000	-
Locker Deposit 2017-2019	-	1,000
Locker Deposit 2018-2020	2,000	2,500
Locker Deposit 2019-2021	1,500	2,000
Locker Deposit 2021-2023	6,500	-
Locker Deposit 2022-2024	4,500	-
Locker Deposit 2018-21 (Part Time)	500	500
Incubee Deposit	35,000	30,000
Students Aid Fund	4,99,451	4,78,451
Total	19,39,451	21,09,451

As per our Report of even date
For B.K.Khare & Co.
Chartered Accountants


(Shirish Rahalkar) M.N.111212
Partner
Firm Reg.No. 105102W
Mumbai Dated : 10/09/2023





Dr. Tejashree Deshmukh
Incharge Director
Mumbai Dated : 10/09/2023



PTVA's Institute of Management

Amount in ₹

Duties & Taxes

Schedule - 4

Particulars	as on 31/03/23	as on 31/03/22
Employee Provident Fund	22,404	18,000
Professional Tax	5,700	21,175
TDS payable	1,57,122	1,26,402
Total	1,85,226	1,65,577

Sundry Creditors

Schedule - 5

Particulars	as on 31/03/23	as on 31/03/22
Creditors	-	-
Retention Money	3,92,256	3,92,256
Total	3,92,256	3,92,256

Teaching and Administrative Salaries

Schedule - 6

Particulars	MMS		PT		COEI/MBA-IEV		Total		
	as on 31/03/23	as on 31/03/22	as on 31/03/23	as on 31/03/22	as on 31/03/23	as on 31/03/22	as on 31/03/23	as on 31/03/22	
Salary - Director	15,16,211	1,22,936	-	-	16,39,147	30,03,594	2,43,535	-	32,47,129
Salaries - Core Faculty	127,98,125	10,37,686	2,30,000	140,65,811	122,87,498	9,96,284	6,00,000	138,83,782	
Salaries - Administrative	25,65,206	2,07,990	6,59,606	34,32,802	23,90,440	1,93,820	3,92,065	29,76,325	
Salaries - Library Staff	12,60,418	1,02,196	-	13,62,614	9,34,852	1,48,233	-	10,83,085	
Salaries - Peons	13,16,200	1,06,719	77	14,22,996	11,38,712	92,328	1,43,788	13,74,828	
Gratuity	17,38,350	1,40,947	-	18,79,297	14,38,385	1,49,951	-	15,88,336	
Leave Encashment	1,33,832	10,851	-	1,44,683	17,51,756	1,42,034	-	18,93,790	
Admin Charges PF	10,197	827	-	11,024	8,725	707	-	9,432	
Provident Fund	2,54,927	20,670	-	2,75,597	2,18,103	17,684	-	2,35,787	
Total	215,93,466	17,50,822	8,89,683	242,33,971	231,72,065	19,84,576	11,35,853	262,92,494	

Remuneration to Visiting Faculties & others

Schedule - 7

Particulars	MMS		PT		COEI		MBA-IEV		Total	
	as on 31/03/23	as on 31/03/22	as on 31/03/23	as on 31/03/22	as on 31/03/23	as on 31/03/22	as on 31/03/23	as on 31/03/22	as on 31/03/23	as on 31/03/22
Guest Faculty	8,500	-	3,080	8,000	19,580	61,000	-	7,000	68,000	
Visiting Faculty	8,14,125	10,75,125	73,000	8,64,500	28,26,750	3,08,500	4,08,125	32,500	1,30,200	8,79,325
Total	8,22,625	10,75,125	76,080	8,72,500	28,46,330	3,69,500	4,08,125	39,500	1,30,200	9,47,325


As per our Report of even date
For B.K.Khare & Co.

Chartered Accountants

Rahalkar
(Shirish Rahalkar) M.N.111212
Partner
Firm Reg.No. 105102W
Mumbai Dated : 10/09/2023



Dr. Tejashree
Dr. Tejashree Deshmukh
Incharge Director
Mumbai Dated : 10/09/2023
Ankide



Administrative Expenses

Schedule - 8

Particulars	MMS				PT				COEI				Total			
	as on 31/03/23	as on 31/03/23	as on 31/03/23	as on 31/03/23	as on 31/03/22	as on 31/03/22	as on 31/03/22	as on 31/03/22	as on 31/03/22	as on 31/03/22	as on 31/03/22	as on 31/03/22	as on 31/03/22	as on 31/03/22	as on 31/03/22	
Internet Charges	19,227	2,873	20,600	42,700	40,977	6,123	24,000	71,100								
Telephone	29,317	4,381	2,933	36,631	30,073	4,494	2,962	37,529								
Total	48,544	7,254	23,533	79,331	71,050	10,617	26,962	1,08,629								

Annual Maintenance Contract

Schedule - 09

Particulars	MMS				PT				COEI				Total			
	as on 31/03/23	as on 31/03/23	as on 31/03/23	as on 31/03/23	as on 31/03/22	as on 31/03/22	as on 31/03/22	as on 31/03/22	as on 31/03/22	as on 31/03/22	as on 31/03/22	as on 31/03/22	as on 31/03/22	as on 31/03/22	as on 31/03/22	
Airconditioning machines	-	-	-	-	4,20,954	62,901	-	4,83,855								
Aquaguard	6,264	936	-	7,200	14,372	2,148	-	16,520								
Biometric Machine	3,080	460	-	3,540	3,080	460	-	3,540								
CCTV	-	-	-	-	41,064	6,136	-	47,200								
Computer Maintenance Exp	21,240	27,369	-	48,609	1,78,826	26,721	-	2,05,547								
EPABX AMC	10,122	1,512	-	11,634	10,122	1,513	-	11,635								
Exam and Admission - Attendance Module	11,745	1,755	-	13,500	11,745	1,755	-	13,500								
Fire Alarm and Smoke Detection System	43,117	6,443	-	49,560	43,117	6,443	-	49,560								
Fire Extinguishers	10,420	1,557	-	11,977	10,420	1,557	-	11,977								
Lift Maintenance	61,596	9,204	-	70,800	30,798	4,602	-	35,400								
Pest Control AMC	20,880	3,120	-	24,000	20,880	3,120	-	24,000								
Slim 21 [Library]	32,851	4,909	-	37,760	-	-	-	-								
Water Testing	1,200	-	-	1,200	1,566	234	-	1,800								
Web Maintenance	2,79,027	41,694	6,358	3,27,079	1,41,774	21,185	59,655	2,22,614								
Total	5,01,542	98,959	6,358	6,06,859	9,28,718	1,38,775	59,655	11,27,148								

Student Development Expenditure

Schedule - 10

Particulars	MMS				PT				COEI/MBA-IEV				Total			
	as on 31/03/23	as on 31/03/23	as on 31/03/23	as on 31/03/23	as on 31/03/22	as on 31/03/22	as on 31/03/22	as on 31/03/22	as on 31/03/22	as on 31/03/22	as on 31/03/22	as on 31/03/22	as on 31/03/22	as on 31/03/22	as on 31/03/22	
Counselling Expenditure	-	-	-	-	4,350	650	-	5,000								
Degree Distribution Ceremony	65,963	-	-	65,963	-	-	-	-								
NavDhara	-	-	-	-	2,500	-	-	2,500								
Student Development Expenses	-	10,152	2,000	12,152	6,873	1,027	-	7,900								
Orientation Programme	1,35,266	3,600	-	1,38,866	-	-	-	-								
MMS Sem III & IV Vivas	6,588	-	-	6,588	-	-	-	-								
Cultural Events	580	-	-	580	-	-	-	-								
Women Development Cell	-	-	-	-	1,409	-	-	1,409								
Online Education Platform	-	-	18,408	18,408	13,346	1,994	18,408	33,748								
IIC Activity	-	-	6,600	6,600	-	-	-	-								
Essay Competition - Centenary Year Project	-	-	-	-	-	-	-	-								
Finance Activities	-	-	-	-	2,610	390	-	3,000								
Part Time Vica Coce	-	1,659	-	1,659	-	-	-	-								
Grand Total	2,08,397	15,411	27,008	2,50,816	31,088	4,061	18,408	53,557								

As per our Report of even date
For B.K.Khare & Co.
Chartered Accountants

Sahalkar
(Shirish Rahalkar) M.N.111212
Partner
Firm Reg.No. 105102W
Mumbai Dated : 10/09/2023



Tejashree
Dr. Tejashree Deshmukh
Incharge Director
Mumbai Dated : 10/09/2023
Tejashree



PTVA's Institute of Management

Amount in ₹
Schedule - 11

General Expenses

Particulars	MMS				PT				COEI				Total			
	as on 31/03/23	as on 31/03/23	as on 31/03/23	as on 31/03/23	as on 31/03/22	as on 31/03/22	as on 31/03/22	as on 31/03/22	as on 31/03/22	as on 31/03/22	as on 31/03/22	as on 31/03/22	as on 31/03/22	as on 31/03/22	as on 31/03/22	
Bank Charges	5,091	761	21	5,873	2,831	412	92	3,335								
Centenary Year Celebration	-	-	-	-	8,361	1,249	-	9,610								
Conveyance	30,547	4,565	1,100	36,212	95,852	14,323	482	1,10,657								
Courier / Postage	3,651	545	-	4,196	1,795	268	379	2,442								
Guest Faculty Expenses	6,217	-	-	6,217	7,174	-	344	7,518								
ID Cards	17,260	1,635	-	18,895	5,364	2,618	-	7,982								
Insurance	64,148	9,585	-	73,733	65,985	9,860	-	75,845								
Interest	157	23	-	180	21,019	3,141	-	24,160								
Medical Expenses (Sick Room)	513	77	-	590	579	87	-	666								
Meeting Expenses	19,022	2,842	2,163	24,027	2,024	302	1,705	4,031								
Monsoon shed	-	-	-	-	-	-	-	-								
Professional Fees	1,83,364	4,986	1,21,774	3,10,124	42,499	6,351	40,000	88,850								
Recruitment of staff	61,921	10,000	-	71,921	-	-	-	-								
Refreshment Expenses	-	-	-	-	-	-	-	-								
Softwares	-	-	-	-	-	-	-	-								
Staff Welfare	21,586	3,226	-	24,812	38,963	5,822	-	44,785								
Staff Insurance	10,895	1,628	-	12,523	-	-	-	-								
Wet Waste Management	-	-	-	-	-	-	-	-								
Total	4,24,372	39,873	1,25,058	5,89,303	2,92,446	44,433	43,002	3,79,881								

As per our Report of even date
For B.K.Khare & Co.
Chartered Accountants

(Signature)

(Shirish Rahalkar) M.N.111212
Partner
Firm Reg.No. 105102W
Mumbai Dated : 10/09/2023



(Signature)

Dr. Tejashree Deshmukh
Incharge Director
Mumbai Dated : 10/09/2023

(Signature)



PTVA's Institute of Management

Miscellaneous Expenses

Amount in ₹
Schedule - 12

Particulars	MMS	MBA-IEV/PT/COEI Total		MMS	PT/COEI	Total
	as on 31/03/23	as on 31/03/23	as on 31/03/23	as on 31/03/22	as on 31/03/22	as on 31/03/22
Alumini Meet	13,485	2,015	15,500	-	-	-
Celebrations	7,740	-	7,740	1,579	236	1,815
Gardening work	-	-	-	-	-	-
Local Inquiry Visit Exp	25,965	-	25,965	9,206	1,376	10,582
Miscellaneous Expenses	89,060	1,28,502	2,17,562	11,255	300	11,555
Tea Expenses	1,30,525	35,399	1,65,924	79,370	23,940	1,03,310
Auditorium Expenses	-	-	-	600	-	600
University Examination Fees	-	-	-	70,937	-	70,937
Course Closure Fees	-	75,000	75,000	-	1,50,000	1,50,000
Revaluation Expenses	-	-	-	-	-	-
Management Development Programme	-	-	-	8,000	-	8,000
Total	2,66,775	2,40,916	5,07,691	1,80,947	1,75,852	3,56,799

As per our Report of even date
For B.K.Khare & Co.
Chartered Accountants

Sahalkar

(Shirish Rahalkar) M.N.111212
Partner
Firm Reg.No. 105102W
Mumbai Dated : 10/09/2023



Dr. Tejashree Deshmukh

Dr. Tejashree Deshmukh
Incharge Director
Mumbai Dated : 10/09/2023

Dr. Tejashree



Miscellaneous Income

Schedule - 13

Particulars	MMS	MBA-IEV/PT/COEI Total		MMS	PT/COEI	Total
	as on 31/03/23	as on 31/03/23	as on 31/03/23	as on 31/03/22	as on 31/03/22	as on 31/03/22
Admission Cancellation Charges	9,000	1,000	10,000	4,000	-	4,000
Computer lab	6,053	905	6,958	3,092	462	3,554
Fines and other receipts	10,645	3,150	13,795	-	400	400
Sale of scrap	11,703	1,749	13,452	-	-	-
Sundry income	36,597	19,521	56,118	2,46,296	57,251	3,03,547
Transcript & Document Verification	18,600	-	18,600	18,623	-	18,623
Transfer certificate	200	-	200	800	-	800
Photocopy Machine Collection	12,260	1,832	14,092	5,102	762	5,864
Duplicate Library Cards	60	-	60	40	-	40
Digital Marketing	-	5,000	5,000	-	-	-
HR Analytics Course	-	-	-	12,750	-	12,750
Conference & seminar	28,201	-	28,201	2,500	-	2,500
Statutory Fees	-	-	-	2,45,000	6,75,000	9,20,000
University Examination Fees	1,569	42,664	44,233	98,128	-	98,128
University Examination Centre	9,300	-	9,300	-	-	-
Sale of Brochure	-	16,500	16,500	-	16,000	16,000
Bazaarhaat	5,726	-	5,726	-	-	-
Facility Fee	-	79,500	79,500	-	1,500	1,500
workshop & pre incubation programme	-	14,000	14,000	-	63,020	63,020
Total	1,49,914	1,85,821	3,35,735	6,36,331	8,14,395	14,50,726

As per our Report of even date
For B.K.Khare & Co.
Chartered Accountants

Shirish Rahalkar

(Shirish Rahalkar) M.N.111212
Partner
Firm Reg.No. 105102W
Mumbai Dated : 10/09/2023



Dr. Tejashree Deshmukh

Dr. Tejashree Deshmukh
Incharge Director
Mumbai Dated : 10/09/2023

Arvind

